



O.E. REF



O.E. REF

i

**BEDFORD****MK SERIES**

MK Military 9 Ton	69-					35-212-0	⊘	8814772	
MK Military 10 Ton	69-								
M1120 Truck (MFR,MJR)	69-91								

**TK**

KA/KB	8/60-7/71					35-212-0	⊘	8814772	
KF									
KG (570,750,1260)									
KD/KE (EE,EF,EJ)	60-67		35-202-0	⊘	7197846				
KD/KE 860,1000 (EJM,EJN)	68-								
KFA/KG/KGA	71-								
KHA	66-12/75								
KH (1470)	8/66-					35-204-0	⊘	8814773	

**TL**

750 TRUCK C(DDL,DHL,DLA)	80-86		35-208-0	⊘	91062022				
860 TRUCK (DJM)									
1000 TRUCK (DJN)	80-11/86		35-205-0	⊘	91062025				
1260 TRUCK (DJR,DLR)	80-12/86								

**TM**



















































2600 (6x2,6x4) TRUCK	74-87					35-217-0	⊠		
3250 TRACTOR UNIT	74-87								
3800 TRACTOR UNIT	74-87								

**DAF (INC.LEYLAND)****BLUELINE**

Chieftain	72-84		35-300-0	⊠	TAK8831				
Bear, Comet, Super Comet	70-74		35-300-0	⊠	TAK8831				

**CONSTRUCTOR**

24.15, 24.17 6x4 Rigid	82-89		35-300-0	⊠	TAK8831				
24.20, 24.21, 24.23, 24.26 6x4 Rigid	81-90								
30.21, 30.23, 30.25 8x4 Rigid	81-90		35-302-0	⊠	TAK8830	35-309-0	⊠	KAK7541	Check O.E. Refs For Front
30.26, 30.27, 30.30 8x4 Rigid	81-90		35-304-0	⊠	KAK9866				

					O.E. REF				O.E. REF	
<b>DAF (INC.LEYLAND)</b>										
<b>CRUISER</b>										
16.15, 16.17	82-89		35-825-1		10901511		35-308-0		LAK4407	
16.21	81-85		35-300-0		TAK8831		35-308-0		LAK4407	
16.23, 16.26	82-89		35-825-1		10901511		35-308-0		LAK4407	
<b>FREIGHTER</b>										
11.11, 11.13, 11.14, 11.15 Rigid	83-90		35-311-0		TAK9361		35-312-0			
13.11, 13.13, 13.14, 13.16 Rigid, Tipper	82-90									
14.11, 14.13, 14.14, 14.16 Rigid, Tipper	82-90									
15.11, 15.14 Rigid, Tipper	83-87						35-308-0		LAK4407	
16.13, 16.15, 16.16, 16.17 Rigid, Tipper	82-90		35-825-1		10901511		35-308-0		LAK4407	
17.14, 17.16, 17.18 Rigid, Tipper	88-90									
<b>ROADRUNNER</b>										
6.10, 6.12, 6.13, 6.15 Rigid, Tipper	84-91		35-304-0		KAK9866		35-305-0			
8.10, 8.12, 8.13, 8.15 Rigid, Tipper	84-91									
10.12, 10.13, 10.15 Rigid	85-91		35-300-0		TAK8831		35-312-0			
<b>ROADTRAIN</b>										
16.25 excl.Tanker	80-90		35-302-0		TAK8830		35-309-0		KAK7541	
16.28, 17.25, 17.28, 17.29	80-90		35-302-0		TAK8830		35-309-0		KAK7541	
17.30, 17.32, 17.34, 17.35	83-90									
20.29, 20.32, 20.33, 20.34, 20.35 6x2	83-90		35-506-0				35-309-0		KAK7541	Front Leading Axle
			35-305-0							Front Trailing Axle
<b>1900 SERIES</b>										
FA1900	87-93						50-A44-0		740021	
<b>2100 SERIES</b>										
2100 Turbo	79-90		32-542-2		617738					
2100 Rigid DMT	79-90		32-542-2		617738		40-869-0		300847	
FA2100	79-90		32-542-2		617738					
FA2100	79-90						50-A43-0		0290230	Leading Axle
							50-B53-0		0282309	Trailing Axle
FAS2100	79-90						50-A43-0		0290230	Leading Axle
							50-B53-0		0282309	Trailing Axle
FA2105	79-90		32-542-2		617738		50-A43-0		0290230	
FT2100 4x2	79-90		40-841-0		652722		50-351-0		0655776	
FT2105	79-90		40-841-0		652722		50-A43-0		0290230	



O.E. REF



O.E. REF

i

**DAF (INC.LEYLAND)****2100 SERIES Cont...**

FT2105 CKD	79-90		50-328-0		117562		50-919-0		617739	
------------	-------	--	----------	--	--------	--	----------	--	--------	--

**2300 SERIES**

2300	79-93		40-841-0		652722					
FA2300	79-93						50-A43-0		0290230	
FA2300	79-93						50-A43-0 50-B53-0		0290230 0282309	Leading Axle Trailing Axle
FAS2300	79-93						50-A43-0 50-B53-0		0290230 0282309	Leading Axle Trailing Axle
FT2300	79-93		50-328-0		117562		50-919-0		617739	
FT2300HT 4x2	79-93		40-841-0		652722		50-351-0		0655776	

**2500 SERIES**

FA2500	82-90		40-841-0		652722		50-A42-0		0677975	
FA2500HS 4x2	82-90		40-841-0		652722		50-351-0		0655776	
FAG2500	82-90		40-841-0 32-542-2		652722 617738		50-351-0		0655776	Front Trailing Axle
FT2500	82-90		40-841-0		652722		50-A42-0		0677975	

**2700 SERIES**

FA2700HS	90-93		40-841-0		652722		50-351-0		0655776	
----------	-------	--	----------	--	--------	--	----------	--	---------	--

**2800 SERIES**

FA2800	74-85		50-328-0		117562					
FA2805 DKS380,450,475,540	74-85		50-328-0		117562					
FA2805 DKTD380,450,475,540	74-85		50-328-0		117562					
FAS2800 6x2 DKTD392	74-85		32-542-2		617738		50-321-0		0106764	
FAS2800 6x2 DKS392,447	74-85		50-328-0		117562		50-321-0		0106764	
FAS2800 6x2 DKTD447	74-85		50-328-0		117562		50-321-0		0106764	
FAS2805	74-85						50-321-0		0106764	
FAT2805 6x4 DKS350,360,390	74-85		50-328-0		117562		50-321-0		0106764	
FAT2805 6x4 DKTD390,500	74-85		50-328-0		117562		50-321-0		0106764	
FT2800	74-85		50-328-0		117562					
FT2805 DKS310	74-85		50-332-0		505462		50-329-1		505464	
FT2805 DKTD310,325,350	74-85		50-332-0		505462		50-329-1		505464	
FTS2800	74-85						50-321-0		0106764	
FTS2805	74-85						50-321-0		0106764	





O.E. REF



O.E. REF

i

**DAF (INC.LEYLAND)****75 SERIES**

FA75 4x2	93-98		50-A06-0		1283723		50-A79-0		1282623	
FA75 4x2	93-98		50-A06-0		1283723		50-329-1		505464	
FA75 4x2	93-98		50-C14-0		1283726		50-A79-0		1282623	
FA75 4x2	93-98		50-C14-0		1283726		50-329-1		505464	
FAD75 8x4	93-98		50-A06-0		1283723					Front Leading Axle Front Trailing Axle
FAG75 6x2,6x4	93-98		50-A06-0		1283723		50-A79-0		1282623	
FAG75 6x2,6x4	93-98		50-A06-0		1283723		50-329-1		505464	
FAS75 6x2	93-98		50-A06-0		1283723		50-A79-0		1282623	Leading Axle
							50-A79-0		1282623	Trailing Axle
FAS75 6x2	93-98		50-A06-0		1283723		50-A07-0		1283729	Leading Axle
							50-A71-0		379132	Trailing Axle
FAS75 6x2	93-98		50-C14-0		1283726		50-A79-0		1282623	Leading Axle
							50-A79-0		1282623	Trailing Axle
FAS75 6x2	93-98		50-C14-0		1283726		50-A07-0		1283729	Leading Axle
							50-A71-0		379132	Trailing Axle
FAT75 6x4	93-98		50-A06-0		1283723					
FT75 4x2	93-98		50-A06-0		1283723		50-A79-0		1282623	
FT75 4x2	93-98		50-A06-0		1283723		50-329-1		505464	
FTG75 6x2,6x4	93-98		50-A06-0		1283723		50-A79-0		1282623	
FTS75 6x2	93-98		50-A06-0		1283723		50-A79-0		1282623	Leading Axle
							50-A79-0		1282623	Trailing Axle
FTS75 6x2	93-98		50-A06-0		1283723		50-A07-0		1283729	Leading Axle
							50-A71-0		379132	Trailing Axle

**80 SERIES**

FAT80.260 24t 6x4	90-93		35-300-0		TAK8831					
FAD80.260, 80.300, 80.330 30t 8x4	90-93		35-302-0		TAK8830		35-309-0		KAK7541	
FT80.300, 80.330 38t 4x2	90-93		35-302-0		TAK8830		35-309-0		KAK7541	
FTG80.330 38t 6x2	90-93		35-506-0 35-305-0				35-309-0		KAK7541	Front Leading Axle Front Trailing Axle



O.E. REF



O.E. REF

i

**DAF (INC.LEYLAND)****85 SERIES**

FA85 4x2	93-98		50-A06-0		1283723		50-A79-0		1282623	
FA85 4x2	93-98		50-A06-0		1283723		50-329-1		505464	
FA85 4x2	93-98		50-C14-0		1283726		50-A79-0		1282623	
FA85 4x2	93-98		50-C14-0		1283726		50-329-1		505464	
FAD85 8x4	93-98		50-A06-0		1283723					Front Leading Axle
			50-A06-0		1283723					Front Trailing Axle
FAG85 6x2,6x4	93-98		50-A06-0		1283723		50-A79-0		1282623	
FAG85 6x2,6x4	93-98		50-A06-0		1283723		50-329-1		505464	
FAS85 6x2	93-98		50-A06-0		1283723		50-A79-0		1282623	Leading Axle
							50-A79-0		1282623	Trailing Axle
FAS85 6x2	93-98		50-A06-0		1283723		50-A07-0		1283729	Leading Axle
							50-A71-0		379132	Trailing Axle
FAS85 6x2	93-98		50-C14-0		1283726		50-A79-0		1282623	Leading Axle
							50-A79-0		1282623	Trailing Axle
FAS85 6x2	93-98		50-C14-0		1283726		50-A07-0		1283729	Leading Axle
							50-A71-0		379132	Trailing Axle
FAT85 6x4	93-98		50-A06-0		1283723					
FT85 4x2	93-98		50-A06-0		1283723		50-A79-0		1282623	
FT85 4x2	93-98		50-A06-0		1283723		50-329-1		505464	
FTG85 6x2,6x4	93-98		50-A06-0		1283723		50-A79-0		1282623	
FTS85 6x2	93-98		50-A06-0		1283723		50-A79-0		1282623	Leading Axle
							50-A79-0		1282623	Trailing Axle
FTS85 6x2	93-98		50-A06-0		1283723		50-A07-0		1283729	Leading Axle
							50-A71-0		379132	Trailing Axle

**95 SERIES**

FA95 4x2	87-97		50-A06-0		1283723		50-A44-0		740021	
FA95 4x2	87-97		50-A06-0		1283723		50-A07-0		1283729	
FAB95	87-97						50-A44-0		740021	
FAC95	87-97						50-A72-0		1283732	Leading Axle
							50-A72-0		1283732	Trailing Axle
FAC95	87-97						50-A07-0		1283729	Leading Axle
							50-A71-0		379132	Trailing Axle
FAD95 8x4	87-97		50-A06-0		1283723		50-A44-0		740021	



O.E. REF



O.E. REF

i

## DAF (INC.LEYLAND)

### 95 SERIES Cont...

FAG95 6x2,6x4	87-97		50-A06-0		1283723		50-A44-0		740021	
FAR95 6x2	87-97		50-A06-0		1283723					
FAS95 6x2	87-97		50-A06-0		1283723		50-A72-0		1283732	Leading Axle
							50-A72-0		1283732	Trailing Axle
FAS95 6x2	87-97		50-A06-0		1283723		50-A07-0		1283729	Leading Axle
							50-A71-0		379132	Trailing Axle
FAS95 6x2	87-97		50-C14-0		1283726		50-A72-0		1283732	Leading Axle
							50-A72-0		1283732	Trailing Axle
FAS95 6x2	87-97		50-C14-0		1283726		50-A07-0		1283729	Leading Axle
							50-A71-0		379132	Trailing Axle
FAT95 6x4	87-97		50-A06-0		1283723		50-A44-0		740021	
FT95 4x2	87-97		50-A06-0		1283723		50-A44-0		740021	
FTG95 6x2	87-97		50-A06-0		1283723		50-A44-0		740021	
FTS95 6x2	87-97		50-A06-0		1283723		50-A72-0		1283732	Leading Axle
							50-A72-0		1283732	Trailing Axle
FTS95 6x2	87-97		50-A06-0		1283723		50-A07-0		1283729	Leading Axle
							50-A71-0		3791323	Trailing Axle
FTT95 6x4	87-97		50-A06-0		1283723		50-A44-0		740021	
FTT95 6x4	87-97		50-A06-0		1283723		50-A73-0		1283736	

## DENNIS

### BULKMASTER

MD16 Series			35-107-0		610541					
-------------	--	--	----------	--	--------	--	--	--	--	--

### ELITE

All Models			35-107-0		610541					
------------	--	--	----------	--	--------	--	--	--	--	--

### FIRE ENGINE

RS/55 Series	78-		35-107-0		610541		35-107-0		610541	
--------------	-----	--	----------	--	--------	--	----------	--	--------	--

### LANCET

All Models			35-107-0		610541		35-107-0		610541	
------------	--	--	----------	--	--------	--	----------	--	--------	--



O.E. REF



O.E. REF

i

**ERF****E6 SERIES**

E6 4x2 Rigid,Tipper,Drawbar	86-93		40-902-3		SL552/06		40-901-3		SL552/12	
E6 6x2 Rigid,Tipper,Drawbar	86-93		40-901-2		SL552/02		40-902-2		SL552/15	

**E8 SERIES**

E8 4x2, 6x4 Rigid,Tipper,Drawbar	88-93		40-901-2		SL552/02					With ERF Bogie
E8 8x4 Rigid,Tipper	86-93		40-901-2		SL552/02		50-941-0		105116-8	With Norde Bogie
E8 8x4 Rigid,Tipper,Drawbar	86-93		40-901-2		SL552/02		50-941-0		105116-8	With ERF Bogie
E8 4x2 Tractor Unit	88-93		40-901-0		SL552/01		50-933-0		SL552/11	
E8 4x2 Tractor Unit	88-93		40-901-0		SL552/01		50-955-0		SL552/13	

**E10 SERIES**

E10 4x2 Rigid,Tipper,Drawbar	86-93		40-902-3		SL552/06					
E10 6x4, 8x4 Rigid,Tipper,Drawbar	86-93		40-902-3		SL552/06					ERF Bogie
E10 6x4, 8x4 Rigid,Tipper,Drawbar	86-93		40-902-3		SL552/06		50-941-0		105116-8	Norde Bogie
E10 4x2 Tractor Unit	86-93		40-902-0		86989-4		50-933-0		SL552/11	
E10 4x2 Tractor Unit	86-93		40-902-0		86989-4		50-955-0		SL552/13	
E10 6x2, 6x4 Tractor Unit	86-93		40-902-0		86989-4		50-934-0		107672-0	

**E12 SERIES**

E12 4x2, 6x4, 8x4 Rigid,Tipper,Drawbar	86-93		40-902-3		SL552/06					ERF Bogie
E12 6x4, 8x4 Rigid,Tipper,Drawbar	86-93		40-902-3		SL552/06		50-941-0		105116-8	Norde Bogie
E12 4x2 Tractor Unit	86-93		40-902-0		86989-4		50-933-0		SL552/11	
E12 4x2 Tractor Unit	86-93		40-902-0		86989-4		50-955-0		SL552/13	
E12 6x2, 6x4 Tractor Unit	86-93		40-902-0		86989-4		50-934-0		107672-0	

**E14 SERIES**

E14 6x4, 8x4 Rigid,Tipper,Drawbar	86-93		40-902-3		SL552/06					ERF Bogie
E14 6x4, 8x4 Rigid,Tipper,Drawbar	86-93		40-902-3		SL552/06		50-941-0		105116-8	Norde Bogie
E14 4x2 Tractor Unit	86-93		40-902-0		86989-4		50-933-0		SL552/11	
E14 4x2 Tractor Unit	86-93		40-902-0		86989-4		50-955-0		SL552/13	
E14 6x2, 6x4 Tractor Unit	86-93		40-902-0		86989-4		50-934-0		107672-0	

**EC6 SERIES**

EC6 4x2 Rigid,Tipper	93-		32-345-0		SL552/60		40-948-0		SL552/61	
EC6 4x2 Rigid,Tipper	93-		32-345-0		SL552/60		50-967-0		SL552/62	



O.E. REF



O.E. REF

i

**ERF****EC8 SERIES**

EC8 4x2 Drawbar	93-		32-345-0		SL552/60		40-948-0		SL552/61
EC8 4x2 Drawbar	93-		32-345-0		SL552/60		50-967-0		SL552/62
EC8 6x4 Rigid, Tipper	93-		32-345-0		SL552/60		40-948-0		SL552/61
EC8 6x4 Rigid, Tipper	93-		32-345-0		SL552/60		50-967-0		SL552/62
EC8 4x2 Tractor Unit	93-		32-345-0		SL552/60		40-948-0		SL552/61
EC8 4x2 Tractor Unit	93-		32-345-0		SL552/60		50-967-0		SL552/62

**EC10 SERIES**

EC10 4x2 Drawbar	93-		32-345-0		SL552/60		40-948-0		SL552/61
EC10 4x2 Drawbar	93-		32-345-0		SL552/60		50-967-0		SL552/62
EC10 6x4, 8x4 Rigid, Tipper	93-		32-345-0		SL552/60		40-948-0		SL552/61
EC10 6x4, 8x4 Rigid, Tipper	93-		32-345-0		SL552/60		50-967-0		SL552/62
EC10 4x2, 6x2 Tractor Unit	93-		32-345-0		SL552/60		40-948-0		SL552/61
EC10 4x2, 6x2 Tractor Unit	93-		32-345-0		SL552/60		50-967-0		SL552/62
EC10 6x2 Twin Steer Tractor Unit	93-		32-345-0		SL552/60		40-948-0		SL552/61
EC10 6x2 Twin Steer Tractor Unit	93-		32-345-0		SL552/60		50-967-0		SL552/62

**EC11 SERIES**

EC11 8x4 Rigid, Tipper	95-		32-345-0		SL552/60		40-948-0		SL552/61
EC11 8x4 Rigid, Tipper	95-		32-345-0		SL552/60		50-967-0		SL552/62
EC11 4x2, 6x2 Tractor Unit	95-		32-345-0		SL552/60		40-948-0		SL552/61
EC11 4x2, 6x2 Tractor Unit	95-		32-345-0		SL552/60		50-967-0		SL552/62

**EC12 SERIES**

EC12 8x4 Rigid, Tipper	93-		32-345-0		SL552/60		40-948-0		SL552/61
EC12 8x4 Rigid, Tipper	93-		32-345-0		SL552/60		50-967-0		SL552/62
EC12 4x2, 6x2 Tractor Unit	93-		32-345-0		SL552/60		40-948-0		SL552/61
EC12 4x2, 6x2 Tractor Unit	93-		32-345-0		SL552/60		50-967-0		SL552/62
EC12 6x2 Twin Steer Tractor Unit	93-		32-345-0		SL552/60		40-948-0		SL552/61
EC12 6x2 Twin Steer Tractor Unit	93-		32-345-0		SL552/60		50-967-0		SL552/62

**EC14 SERIES**

EC14 4x2, 6x2 Tractor Unit	93-		32-345-0		SL552/60		40-948-0		SL552/61
EC14 4x2, 6x2 Tractor Unit	93-		32-345-0		SL552/60		50-967-0		SL552/62
EC14 6x2 Twin Steer Tractor Unit	93-		32-345-0		SL552/60		40-948-0		SL552/61
EC14 6x2 Twin Steer Tractor Unit	93-		32-345-0		SL552/60		50-967-0		SL552/62



O.E. REF



O.E. REF

i

## ERF

### ES6 SERIES

ES6 4x2 Rigid, Tipper	93-		32-345-0		SL552/60		40-948-0		SL552/61	
ES6 4x2 Rigid, Tipper	93-		32-345-0		SL552/60		50-967-0		SL552/62	

### ES8 SERIES

ES8 6x4 Rigid, Tipper	93-		32-345-0		SL552/60		40-948-0		SL552/61	
ES8 6x4 Rigid, Tipper	93-		32-345-0		SL552/60		50-967-0		SL552/62	

## FODEN

### 2000 SERIES

S104, S106, S108	90-		35-612-0		FG50339/1,2,3		35-612-0		FG50339/1,2,3	
------------------	-----	--	----------	--	---------------	--	----------	--	---------------	--

### 3000 SERIES

S104, S106, S108	88-		35-612-0		FG50339/1,2,3		35-612-0		FG50339/1,2,3	
------------------	-----	--	----------	--	---------------	--	----------	--	---------------	--

### 4000 SERIES

S104, S106, S108	87-		35-612-0		FG50339/1,2,3		35-612-0		FG50339/1,2,3	
------------------	-----	--	----------	--	---------------	--	----------	--	---------------	--

### FLEETMASTER

Tractor Unit 11 Tonne Axle	79-83		35-107-0		029-656-07					
8 Wheeler With Taperlite Springs	79-83		35-510-0		029-694-09					

### HAULMASTER

S10 6x2, 6x4	79-83		35-310-0		049-346-04A		35-107-0		029-656-07	FF20 Rubber Suspension
--------------	-------	--	----------	--	-------------	--	----------	--	------------	------------------------

### S SERIES

S80, S83, S90 Single Front Axle	72-79		35-107-0		029-656-07					
S80, S83, S90 Twin Front Axle	72-79		35-310-0		049-346-04A					

## IVECO FORD (INC. MAGIRUS)

### CARGO

0609, 0709, 0711, 0713 0809, 0811, 0813 3200mm and 3725mm Wheelbases.	81-92 81-92		35-100-0		81-DB-18045-AE		35-102-0 35-112-0		81-DB-18080-AD 81-DB-18080-MB	Standard Centre Of Gravity High Centre Of Gravity
---	----------------	--	----------	--	----------------	--	----------------------	--	----------------------------------	--



O.E. REF



O.E. REF

i

**IVECO FORD (INC. MAGIRUS)****CARGO Cont...**

0609, 0709, 0711, 0713 0809, 0811, 0813 4375mm and 4975mm Wheelbases.	81-92 81-92		<b>35-104-0</b>	⊥ ⊥	<b>81-DB-18045-BF</b>		<b>35-102-0</b> <b>35-112-0</b>	⊙ ⊙ ⊙	<b>81-DB-18080-AD</b> <b>81-DB-18080-MB</b>	Standard Centre Of Gravity High Centre Of Gravity
0815	88-92		<b>35-113-0</b>	⊙ ⊙	<b>88-DB-18045-AA</b>		<b>35-114-0</b>	⊙ ⊙	<b>88-DB-18080-AA</b>	
0911, 0913, 0915, 1011, 1013 1111, 1113, 1115, 1117, 1311 1312, 1313, 1314, 1315, 1317, 1318 3075mm and 3600mm Wheelbases.	81-92 81-92 81-92		<b>35-100-0</b>	⊥ ⊥	<b>81-DB-18045-AE</b>		<b>35-102-0</b> <b>35-103-0 (1)</b> <b>35-112-0</b>	⊙ ⊙ ⊙	<b>81-DB-18080-AD</b> <b>81-DB-18080-MB</b>	Standard Centre Of Gravity (1) Heavy Duty High Centre Of Gravity
0911, 0913, 0915, 1011, 1013 1111, 1113, 1115, 1117, 1311 1312, 1313, 1314, 1315, 1317, 1318 4250mm and 4850mm Wheelbases.	81-92 81-92 81-92		<b>35-100-0</b>	⊥ ⊥	<b>81-DB-18045-AE</b>		<b>35-102-0</b> <b>35-103-0 (1)</b> <b>35-112-0</b>	⊙ ⊙ ⊙	<b>81-DB-18080-AD</b> <b>81-DB-18080-MB</b>	Standard Centre Of Gravity (1) Heavy Duty High Centre Of Gravity
1111, 1113, 1115, 1117 1311, 1313, 1315, 1317, 1318 5450mm Wheelbase.	81-92 81-92		<b>35-104-0</b>	⊥ ⊥	<b>81-DB-18045-BF</b>		<b>35-102-0</b> <b>35-103-0 (1)</b>	⊙ ⊙	<b>81-DB-18080-AD</b>	(1) Heavy Duty
1513, 1515, 1517, 1520, 1613 1615, 1617, 1620, 1624, 1628	81-92 81-87		<b>35-111-0</b>	⊙ ⊙	<b>90-DB-18045-DA</b>		<b>35-103-0</b>	⊙ ⊙		
1713, 1715, 1717, 1718, 1721, 1724, 1728	87-92		<b>35-111-0</b>	⊙ ⊙	<b>90-DB-18045-DA</b>					
1913, 2015, 2115, 2118 Tractor Unit 3000mm Wheelbase.	81-92		<b>35-104-0</b>	⊥ ⊥	<b>81-DB-18045-BF</b>		<b>35-103-0</b>	⊙ ⊙		
2417, 2420, 2421, 2424, 2428 3784mm and 5500mm Wheelbases.	81-92		<b>35-111-0</b>	⊙ ⊙	<b>90-DB-18045-DA</b>					
2517, 2521 Tractor Unit 4x2 3000mm Wheelbase.	81-92		<b>35-104-0</b>	⊥ ⊥	<b>81-DB-18045-BF</b>		<b>35-103-0</b>	⊙ ⊙		
2817, 2820, 2824 Tractor Unit 4x2 3300mm Wheelbase.	81-92		<b>35-111-0</b>	⊙ ⊙	<b>90-DB-18045-DA</b>		<b>35-103-0</b>	⊙ ⊙		
3220, 3224 4x2 Tractor Unit 3000mm Wheelbase.	81-92		<b>35-111-0</b>	⊙ ⊙	<b>90-DB-18045-DA</b>		<b>35-103-0</b>	⊙ ⊙		
3220, 3224 4x2 Tractor Unit 3424, 3824, 3828 4x2 Tractor Unit 3300mm Wheelbase.	81-92 81-92		<b>35-104-0</b>	⊥ ⊥	<b>81-DB-18045-BF</b>		<b>35-103-0</b>	⊙ ⊙		



O.E. REF



O.E. REF

i

**IVECO FORD (INC. MAGIRUS)****D SERIES**

D200, D300, D400	68-71						<b>35-108-0</b>	o o		
D500, D600, D700, D750, D800, DT800	3.65-6.68		<b>35-330-0</b>	o o			<b>35-108-0</b>	o o o o		
D500, D600, D700, D750, D800, DT800	7.68-1.71		<b>35-107-0</b>	o o			<b>35-108-0</b>	o o		
D900	12.69-1.71		<b>35-107-0</b>	o o						
D1010, D1100, D1110	1.71-80		<b>35-107-0</b>	o o			<b>35-108-0</b>	o o		
D1210, D1211, D1311, D1314										
D1411, D1414	1.71-80		<b>35-107-0</b>	o o						
DA1610, DA1710, DA1911	1.71-80		<b>35-107-0</b>	o o			<b>35-108-0</b>	o o		
DA2011, DA2014, DA2114										
DO507, DO607, DO0610, DO0707, DO0710	1.71-80		<b>35-107-0</b>	o o			<b>35-108-0</b>	o o o o		
DO807, DO810	1.71-4.72		<b>35-107-0</b>	o o			<b>35-108-0</b>	o o o o		
DO807, DO810	4.72-80						<b>35-108-0</b>	o o o o		
DO907, DO910	4.72-80		<b>35-107-0</b>	o o			<b>35-108-0</b>	o o o o		
DT1400	9.68-1.71		<b>35-107-0</b>	o o						
DT1711, DT2014	1.71-80									

**DAILY**

35.8, 35.10, 35.12, 40.10	89-99		<b>32-B51-0</b>	o o	<b>9841 5332</b>					
40.12, 45.10, 49.10, 49.12	89-99									
59.12	89-97		<b>32-B51-0</b>	o o	<b>9841 5332</b>		<b>40-B31-0</b>	o o	<b>9841 5333</b>	
59.12	89-97		<b>32-B51-0</b>	o o	<b>9841 5332</b>					

**DAILY 99-**

35 C 9, 11, 13, 15	99-		<b>30-A84-0</b>	o o	<b>500369632</b>		<b>30-A86-0</b>	o o	<b>500369633</b>	Check O.E. Refs For Front
			<b>30-A85-0</b>	o o	<b>500389839</b>					
35 S 9, 11, 13, 15	99-		<b>30-A85-0</b>	o o	<b>500389839</b>		<b>27-D93-0</b>	o o	<b>500378190</b>	Check O.E. Refs For Rear
							<b>30-A87-0</b>	o o	<b>500389841</b>	
40 C 13	99-		<b>30-A84-0</b>	o o	<b>500369632</b>		<b>30-A86-0</b>	o o	<b>500369633</b>	
50 C 11, 13, 15	99-		<b>30-A84-0</b>	o o	<b>500369632</b>		<b>30-A86-0</b>	o o	<b>500369633</b>	

**EUROCARGO**

60E12, 60E14	91-96		<b>40-A66-0</b>	o o	<b>9945 1728</b>		<b>40-A69-0</b>	o o	<b>9945 1732</b>	
65E12, 65E14 TRUCK	91-99		<b>40-A66-0</b>	o o	<b>9945 1728</b>		<b>40-A69-0</b>	o o	<b>9945 1732</b>	
65E12, 65E14 TIPPER	91-99		<b>40-A61-0</b>	o o	<b>9945 1736</b>		<b>40-B21-0</b>	o o	<b>9945 1738</b>	
75E12, 75E14, 75E15 TRUCK	91-		<b>40-A66-0</b>	o o	<b>9945 1728</b>		<b>40-A69-0</b>	o o	<b>9945 1732</b>	
75E12, 75E14, 75E15 TIPPER	91-		<b>40-A61-0</b>	o o	<b>9945 1736</b>		<b>40-B21-0</b>	o o	<b>9945 1738</b>	



O.E. REF



O.E. REF

i

**IVECO FORD (INC. MAGIRUS)****EUROCARGO Cont...**

80E15, 80E18, 80E21	91-		40-A70-0		9945 1729		40-A69-0		9945 1732	
80E15, 80E18, 80E21	91-		40-A62-0		9945 1739					
100E15, 100E18, 100E21	91-		40-A70-0		9945 1729		40-A69-0		9945 1732	
100E15, 100E18, 100E21	91-		40-A62-0		9945 1739					
110E15	92-		40-B56-0		9841 5096					
120E15, 120E18, 120E23 TRUCK	92-		40-B53-0		9844 7153		40-B55-0		9840 8707	
120E15, 120E18, 120E23 TIPPER	92-		40-B53-0		9844 7153					
130E15, 130E18 TRUCK	92-		40-B53-0		9844 7153		40-B55-0		9840 8707	
130E15, 130E18 TIPPER	92-		40-B53-0		9844 7153					
150E27	94-96		40-B53-0		9844 7153					
170E15, 170E18	93-96		40-B52-0		9947 3748					
170E23, 180E23	93-		40-B52-0		9947 3748					Check O.E. Ref
			40-C24-0		9948 5542					
260E23, 260E27	93-		40-B52-0		9947 3748					

**EUROSTAR**

180E	95-98		40-A64-0		9841 4529					
180E	95-98		40-A64-0		9841 4529		50-A67-0		9841 4531	
180E	95-98		40-B49-0		9841 4527		50-A67-0		9841 4531	
180E LOW TRACTOR	95-98		40-B57-0		9947 4646		50-A67-0		9841 4531	
240E	98-00		40-A64-0		9841 4529					
240E	98-00		40-A64-0		9841 4529		50-A67-0		9841 4531	
240E	98-00		40-B49-0		9841 4527		50-A67-0		9841 4531	
240E LOW TRACTOR	98-00		40-B57-0		9947 4646		50-A67-0		9841 4531	
400E	95-00		40-A64-0		9841 4529					
400E	95-00		40-A64-0		9841 4529		50-A67-0		9841 4531	
400E	97-		40-B49-0		9841 4527		50-A67-0		9841 4531	
400E LOW TRACTOR	95-00		40-B57-0		9947 4646		50-A67-0		9841 4531	
440E38	92-						50-A65-0		9947 4369	

**EUROTECH**

180E	94-98		40-A64-0		9841 4529					
180E	97-Ch		40-A64-0		9841 4529		50-A67-0		9841 4531	-Ch4164789
	Ch-98		40-A64-0		9841 4529		50-A65-0		9947 4369	Ch4164790-
180E	93-Ch		40-B49-0		9841 4527		50-A67-0		9841 4531	-Ch4164789



O.E. REF



O.E. REF

i

**IVECO FORD (INC. MAGIRUS)****EUROTECH Cont...**

180E	Ch-00	≡	40-B49-0	⊕	9841 4527	≡	50-A65-0	⊕	9947 4369	Ch4164790-
180E LOW TRACTOR	96-Ch	≡	40-B57-0	⊕	9947 4646	≡	50-A67-0	⊕	9841 4531	-Ch4164789
	Ch-00	≡	40-B57-0	⊕	9947 4646	≡	50-A65-0	⊕	9947 4369	Ch4164790-
240E38P	92-					≡	50-A67-0	⊕	9841 4531	
240E42P	92-					≡	50-A67-0	⊕	9841 4531	
400E		⌒	40-A64-0	⊕	9841 4529	⌒				
400E	-Ch	⌒	40-A64-0	⊕	9841 4529	≡	50-A67-0	⊕	9841 4531	-Ch4164789
	Ch-	⌒	40-A64-0	⊕	9841 4529	≡	50-A65-0	⊕	9947 4369	Ch4164790-
400E	92-Ch	≡	40-B49-0	⊕	9841 4527	≡	50-A67-0	⊕	9841 4531	-Ch4164789
	Ch-98	≡	40-B49-0	⊕	9841 4527	≡	50-A65-0	⊕	9947 4369	Ch4164790-
400E LOW TRACTOR	92-Ch	≡	40-B57-0	⊕	9947 4646	≡	50-A67-0	⊕	9841 4531	-Ch4164789
	Ch-00	≡	40-B57-0	⊕	9947 4646	≡	50-A65-0	⊕	9947 4369	Ch4164790-
440E42P,T,TZ	92-Ch	⌒	40-A64-0	⊕	9841 4529	≡	50-A67-0	⊕	9841 4531	-Ch4164789
	Ch-00	⌒	40-A64-0	⊕	9841 4529	≡	50-A65-0	⊕	9947 4369	Ch4164790-

**MAGIRUS**

232D16			32-254-0	⊕	4203 8447					
256M19			32-254-0	⊕	4203 8447		32-649-0	⊕	0249 2627	
300-25 Maggie			32-254-0	⊕	4203 8447					
310D15			32-254-0	⊕	4203 8447					
320M26	-10.85		32-254-0	⊕	4203 8447					

**MAN****6 SERIES**

6.100F (L01)	-88	⌒	32-B42-0	⊕	81.43701.6354	⌒	32-756-0	⊕	81.43701.6452	
6.100F (L01)	88-94	⌒	32-B42-0	⊕	81.43701.6354					

**7 SERIES**

7.153F (L20)	93-	⌒	32-C24-0	⊕	81.43701.6789		40-A80-0	⊕	81.43701.6782	(1) Heavy Duty
		⌒	32-B68-0 (1)	⊕	81.43701.6781					
7.153FL (L33)	-4/94	⌒	32-C24-0	⊕	81.43701.6789		40-C03-0	⊕	81.43701.6784	(1) Heavy Duty
		⌒	32-B68-0 (1)	⊕	81.43701.6781					
7.153FL (L33)	-4/94	⌒	30-B62-0	⊕	81.43701.6783		40-C03-0	⊕	81.43701.6784	



O.E. REF



O.E. REF

i

**MAN****7 SERIES Cont...**

7.153FL (L33)	5/94-		32-C24-0 32-B68-0 (1)		81.43701.6789 81.43701.6781		40-B23-0		81.43701.6798	(1) Heavy Duty
7.153FL (L33)	5/94-		30-B62-0		81.43701.6783		40-B23-0		81.43701.6798	

**8 SERIES**

8.90F,FK (560)	-87		32-B42-0		81.43701.6354		32-756-0		81.43701.6452	
8.100F (L01)	87-94		32-B42-0		81.43701.6354		32-756-0		81.43701.6452	
8.136F (561)	79-88		32-B42-0		81.43701.6354		32-756-0		81.43701.6452	
8.136FS (L02)	79-88		32-B42-0		81.43701.6354		32-756-0		81.43701.6452	
8.150F,FR (L02)	87-		32-B42-0		81.43701.6354		32-756-0		81.43701.6452	
8.150FA (L03)	87-6/91		32-B42-0		81.43701.6354		32-756-0		81.43701.6452	
8.150FA (L03)	7/91-		32-B42-0		81.43701.6354					
8.150FOC,FOCR (L05)	-6/91		32-B42-0		81.43701.6354		32-756-0		81.43701.6452	
8.150FS (L02)			32-B42-0		81.43701.6354		32-756-0		81.43701.6452	
8.150FL,FLR (L02)	87-		32-F60-0		81.43701.6665		40-A41-0		81.43701.6610	
8.153F (L20)	93-		32-C24-0 32-B68-0 (1)		81.43701.6789 81.43701.6781		40-A80-0		81.43701.6782	(1) Heavy Duty
8.153FL (L33)	-4/94		32-C24-0 32-B68-0 (1)		81.43701.6789 81.43701.6781		40-C03-0		81.43701.6784	(1) Heavy Duty
8.153FL (L33)	-4/94		30-B62-0		81.43701.6783		40-C03-0		81.43701.6784	
8.153FL (L33)	5/94-		32-C24-0 32-B68-0 (1)		81.43701.6789 81.43701.6781		40-B23-0		81.43701.6798	(1) Heavy Duty
8.153FL (L33)	5/94-		30-B62-0		81.43701.6783		40-B23-0		81.43701.6798	
8.153FR (L33)	-4/94		32-B30-0		81.43701.6503					
8.163F (L20)	93-		32-C24-0 32-B68-0 (1)		81.43701.6789 81.43701.6781		40-A80-0		81.43701.6782	(1) Heavy Duty
8.163FL (L33)	93-		32-C24-0 32-B68-0 (1)		81.43701.6789 81.43701.6781		40-B23-0		81.43701.6798	(1) Heavy Duty
8.224F (L21)	94-		32-C24-0 32-B68-0 (1)		81.43701.6789 81.43701.6781		40-A80-0		81.43701.6782	(1) Heavy Duty
8.224F (L34)	94-		32-C24-0 32-B68-0 (1)		81.43701.6789 81.43701.6781					(1) Heavy Duty
8.224FA (L23)	94-		32-D96-0		81.43701.6804					



O.E. REF



O.E. REF

i

**MAN****10 SERIES**

10.136F	78-88		32-B42-0	⊥   ⊥	81.43701.6354		32-756-0	⊙ ⊙	81.43701.6452	
10.136FL	78-88		32-F60-0	⊥   ⊥	81.43701.6665					
10.150F 4x2 (L04)			32-B42-0	⊥   ⊥	81.43701.6354	☺	32-756-0	⊙ ⊙ ⊙	81.43701.6452	
10.150F 4x2 (L04)		≡	32-F60-0	⊥   ⊥	81.43701.6665	≡	40-A41-0	⊙ ⊙ ⊙	81.43701.6610	
10.153F 4x2 (L24)	4/96-	☺	32-C24-0	⊥   ⊥	81.43701.6789		40-A80-0	⊙ ⊙ ⊙	81.43701.6782	(1) Heavy Duty
		☺	32-B68-0 (1)	⊥   ⊥	81.43701.6781					
10.153F 4x2 (L24)	4/96-	☺	30-B62-0	⊥   ⊥	81.43701.6783		40-A80-0	⊙ ⊙	81.43701.6782	
10.153FA 4x4 (L26,L27)		☺	32-D96-0	⊥   ⊙	81.43701.6804					
10.163F 4x2 (L24)	4/96-	☺	32-C24-0	⊥   ⊥	81.43701.6789		40-A80-0	⊙ ⊙	81.43701.6782	(1) Heavy Duty
		☺	32-B68-0 (1)	⊥   ⊥	81.43701.6781					
10.163F 4x2 (L24)	94-	☺	30-B62-0	⊥   ⊥	81.43701.6783		40-A80-0	⊙ ⊙	81.43701.6782	
10.163FA 4x4 (L26,L27)	93-	☺	32-D96-0	⊥   ⊙	81.43701.6804					
10.224FL 4x2 (L36)	-4/94	☺	32-C24-0	⊥   ⊥	81.43701.6789		40-C03-0	⊙ ⊙	81.43701.6784	(1) Heavy Duty
		☺	32-B68-0 (1)	⊥   ⊥	81.43701.6781					
10.224FL 4x2 (L36)	5/94-	☺	32-C24-0	⊥   ⊥	81.43701.6789	≡	40-B23-0	⊙ ⊙	81.43701.6798	(1) Heavy Duty
		☺	32-B68-0 (1)	⊥   ⊥	81.43701.6781					
10.224FL 4x2 (L36)	-4/94	☺	30-B62-0	⊥   ⊥	81.43701.6783		40-C03-0	⊙ ⊙ ⊙	81.43701.6784	
10.224FL 4x2 (L36)	5/94-	☺	30-B62-0	⊥   ⊥	81.43701.6783	≡	40-B23-0	⊙ ⊙ ⊙	81.43701.6798	
10.224FA 4x4 (L27)	94-	☺	32-D96-0	⊥   ⊙	81.43701.6804					

**12 SERIES**

12.163L 4x2 (L74)	96-	☺	40-A92-0	⊥   ⊙	81.43701.6793	☺	40-B60-0	⊥   ⊥	81.43701.6808	Check OE ref. for fronts
		☺	32-D96-0	⊥   ⊙	81.43701.6804					
12.163LL 4x2 (L72)	96-	☺	32-C24-0	⊥   ⊥	81.43701.6789	≡	50-B48-0	⊙ ⊙ ⊙	81.43701.6866	
12.163LL 4x2 (L76)	96-	☺	40-A92-0	⊥   ⊙	81.43701.6793	≡	50-B49-0	⊙ ⊙ ⊙	81.43701.6790	Check OE ref. for fronts
		☺	32-D96-0	⊥   ⊙	81.43701.6804					
12.192F 4x2 (M01) With rear stabiliser.	88-96		32-B69-0	⊥   ⊥	81.43701.6641		40-B58-0	⊥   ⊥	81.43701.6632	Check OE ref. for fronts
			32-B45-0	⊥   ⊥	81.43701.6420					
			32-312-0	⊥   ⊥	81.43701.6630					
12.192FL (M02)	88-96		32-B69-0	⊥   ⊥	81.43701.6641					Check OE ref. for fronts
			32-312-0	⊥   ⊥	81.43701.6630					
12.192F,FL (493)	88-96		32-B45-0	⊥   ⊥	81.43701.6420	≡	50-B29-0	⊙ ⊙	81.43701.6658	
12.192F,FK,FS	88-96		50-246-4	⊥   ⊙	81.43701.6346					



O.E. REF



O.E. REF






































































# MAN

## 12 SERIES Cont...

12.224L 4x2 (L75)	96-		40-A92-0 32-D96-0		81.43701.6793 81.43701.6804		40-B60-0		81.43701.6808	Check OE ref. for fronts
12.224LL 4x2 (L73)	96-		32-C24-0		81.43701.6789		50-B48-0		81.43701.6866	
12.224LL 4x2 (L77)	96-		40-A92-0 32-D96-0		81.43701.6793 81.43701.6804		50-B49-0		81.43701.6790	Check OE ref. for fronts
12.224LLL 4x2 (L79)	96-		40-B59-0		81.43701.6841		50-B49-0		81.43701.6790	
12.224ML 4x2 (M32)	96-		32-D96-0 40-A92-0		81.43701.6804 81.43701.6793		50-B49-0		81.43701.6790	Front axle load 5.2 Tons Front axle load 5.6 Tons
12.224MLL 4x2 (M33)	96-		40-B59-0		81.43701.6841		50-B49-0		81.43701.6790	

## 14 SERIES

14.192F 4x2 (M03)	93-96		32-B69-0 32-B45-0 32-312-0		81.43701.6641 81.43701.6420 81.43701.6630		40-B58-0		81.43701.6632	Check OE ref. for fronts
14.192F (232)	93-96		40-A77-0		81.43701.6371		50-306-1		81.43701.6142	
14.192FL 4x2 (M04)	93-96		32-B69-0 32-312-0		81.43701.6641 81.43701.6630		50-B29-0		81.43701.6658	Check OE ref. for fronts
14.192F,FL (495)	93-96		32-B45-0		81.43701.6420		50-B29-0		81.43701.6658	
14.224L 4x2 (L75)	96-		40-A92-0 32-D96-0		81.43701.6793 81.43701.6804		40-B60-0		81.43701.6808	Check OE ref. for fronts
14.224LA 4x4 (L80)	96-		40-A92-0		81.43701.6793					
14.224LL 4x2 (L77)	96-		40-A92-0 32-D96-0		81.43701.6793 81.43701.6804		50-B49-0		81.43701.6790	Check OE ref. for fronts
14.224LLL 4x2 (L79)	96-		40-B59-0		81.43701.6841		50-B49-0		81.43701.6790	
14.224ML 4x2 (M32)	96-		32-D96-0 40-A92-0		81.43701.6804 81.43701.6793		50-B49-0		81.43701.6790	Front axle load 5.2 Tons Front axle load 5.6 Tons
14.224MLL 4x2 (M33)	96-		40-B59-0		81.43701.6841		50-B49-0		81.43701.6790	
14.264L 4x2 (L75)	96-99		40-A92-0 32-D96-0		81.43701.6793 81.43701.6804		40-B60-0		81.43701.6808	Check OE ref. for fronts
14.264LA 4x4 (L80)	96-99		40-A92-0		81.43701.6793					
14.264LL 4x2 (L77)	96-99		40-A92-0 32-D96-0		81.43701.6793 81.43701.6804		50-B49-0		81.43701.6790	Check OE ref. for fronts
14.264LLL 4x2 (L79)	96-99		40-B59-0		81.43701.6841		50-B49-0		81.43701.6790	

					O.E. REF				O.E. REF	
<b>MAN</b>										
<b>14 SERIES Cont...</b>										
14.264ML 4x2 (M32)	96-99	 	<b>32-D96-0</b> <b>40-A92-0</b>	 	<b>81.43701.6804</b> <b>81.43701.6793</b>		<b>50-B49-0</b>	 	<b>81.43701.6790</b>	Front axle load 5.2 Tons Front axle load 5.6 Tons
14.264MLL 4x2 (M33)	96-99		<b>40-B59-0</b>		<b>81.43701.6841</b>		<b>50-B49-0</b>		<b>81.43701.6790</b>	
<b>15 SERIES</b>										
15.224L (L82)	96-		<b>40-A92-0</b>		<b>81.43701.6793</b>		<b>40-B60-0</b>		<b>81.43701.6808</b>	
15.224LL (L84)	96-		<b>40-A92-0</b>		<b>81.43701.6793</b>		<b>50-B49-0</b>		<b>81.43701.6790</b>	
15.224LLL (L86)	96-		<b>40-B59-0</b>		<b>81.43701.6841</b>		<b>50-B49-0</b>		<b>81.43701.6790</b>	
<b>16 SERIES</b>										
16.170F,FL (498)	84-88		<b>32-B45-0</b>		<b>81.43701.6420</b>		<b>50-B29-0</b>		<b>81.43701.6658</b>	
16.170F,FL (498)	84-88		<b>32-B45-0</b>		<b>81.43701.6420</b>				<b>81.43701.6455</b>	
16.240FA (520)	-2/85		<b>50-393-0</b>		<b>81.43701.6348</b>					
16.240FA (520)	3/85-		<b>40-796-3</b>		<b>81.43701.6491</b>					
16.240FOCR			<b>32-879-0</b>		<b>81.43701.6426</b>		<b>32-B44-0</b>		<b>81.43701.6428</b>	
16.240H,HR,H MAT-VEX	-85		<b>32-B30-0</b>		<b>81.43701.6503</b>					
16.280F			<b>50-246-4</b>		<b>81.43701.6346</b>					
16.280FA (431)			<b>32-879-0</b>		<b>81.43701.6426</b>					
16.281FA (505)	82-2/85		<b>50-393-0</b>		<b>81.43701.6348</b>					
16.281FA (505)	3/85-		<b>40-796-3</b>		<b>81.43701.6491</b>					
16.281FL,FLS	82-85		<b>50-246-4</b>		<b>81.43701.6346</b>					
16.281FLLS (504)	82-2/85		<b>50-246-4</b> <b>50-393-0</b>	 	<b>81.43701.6346</b> <b>81.43701.6348</b>		<b>50-338-0</b>		<b>81.43701.6177</b>	Front axle load 6.5 Tons Front axle load 7.5 Tons
16.291FA (505)	-2/85		<b>50-393-0</b>		<b>81.43701.6348</b>					
16.291FA (505)	3/85-86		<b>40-796-3</b>		<b>81.43701.6491</b>					
16.291FLS (504)	-2/85		<b>50-246-4</b> <b>50-393-0</b>	 	<b>81.43701.6346</b> <b>81.43701.6348</b>		<b>50-338-0</b>		<b>81.43701.6177</b>	Front axle load 6.5 Tons Front axle load 7.5 Tons
16.291F,FL,FS (503,504)	-2/85		<b>50-246-4</b> <b>50-393-0</b>	 	<b>81.43701.6346</b> <b>81.43701.6348</b>		<b>50-338-0</b>		<b>81.43701.6177</b>	Front axle load 6.5 Tons Front axle load 7.5 Tons
16.291FLS (504)	3/85-86		<b>40-796-3</b>		<b>81.43701.6491</b>					
16.291F,FL,FS (503,504)	3/85-86		<b>40-796-3</b>		<b>81.43701.6491</b>					
16.291FL,FLL (504)	3/85-86		<b>40-796-3</b>		<b>81.43701.6491</b>					
16.291FL,FLL (504)	3/85-86		<b>50-337-0</b>		<b>81.43701.6178</b>					
16.291FLLS (504)	3/85-86		<b>50-337-0</b>		<b>81.43701.6178</b>		<b>50-338-0</b>		<b>81.43701.6177</b>	



O.E. REF



O.E. REF

i



















































































# MAN

## 16 SERIES Cont...

16.321FA (505)	-2/85		50-393-0		81.43701.6348					
16.321FA (505)	3/85-		40-796-3		81.43701.6491					
16.321FLLS (504)	-2/85		50-246-4		81.43701.6346		50-338-0		81.43701.6177	Front axle load 6.5 Tons Front axle load 7.5 Tons
			50-393-0		81.43701.6348					
16.321FL,FLS	-85		50-246-4		81.43701.6346					
16.331FA (505)	-2/85		50-393-0		81.43701.6348					
16.331FA (505)	3/85-87		40-796-3		81.43701.6491					
16.331FLS (504)	-2/85		50-246-4		81.43701.6346		50-338-0		81.43701.6177	Front axle load 6.5 Tons Front axle load 7.5 Tons
			50-393-0		81.43701.6348					
16.331FLS (504)	3/85-87		40-796-3		81.43701.6491					
16.331F,FL,FS (503,504)	-2/85		50-246-4		81.43701.6346					Front axle load 6.5 Tons
			50-393-0		81.43701.6348					Front axle load 7.5 Tons
16.331F,FL,FS (503,504)	3/85-87		40-796-3		81.43701.6491					
16.331FL,FLL (504)	3/85-87		40-796-3		81.43701.6491					
16.331FL,FLL (504)	3/85-87		50-337-0		81.43701.6178					
16.331FLLS (504)	3/85-87		50-337-0		81.43701.6178		50-338-0		81.43701.6177	
16.332F (F01)	87-90		40-796-3		81.43701.6491		40-827-0		81.43701.6492	
16.332FL (F02)	87-90		40-796-3		81.43701.6491		50-873-1		81.43701.6620	
16.332F,FL,FLL (F03)	87-90		40-848-0		81.43701.6612		50-873-1		81.43701.6620	
16.362F (F01)	87-90		40-796-3		81.43701.6491		40-827-0		81.43701.6492	
16.362FL (F02)	87-90		40-796-3		81.43701.6491		50-873-1		81.43701.6620	
16.362F,FL,FLL (F03)	87-90		40-848-0		81.43701.6612		50-873-1		81.43701.6620	

## 17 SERIES

17.170F,FL (498)	84-89		32-B45-0		81.43701.6420		50-B29-0		81.43701.6658 81.43701.6455	
17.192F,FL (498)	84-89		32-B45-0		81.43701.6420		50-B29-0		81.43701.6658 81.43701.6455	
17.192F 4x2 (M05)	-96		32-312-0		81.43701.6630		40-A81-0		81.43701.6622	(1) Heavy Duty
			32-B45-0 (1)		81.43701.6420					
17.192FL 4x2 (M06)	-96		32-312-0		81.43701.6630		50-B29-0		81.43701.6658	
17.232F 4x2 (M05)	88-96		32-312-0		81.43701.6630		40-A81-0		81.43701.6622	(1) Heavy Duty
			32-B45-0 (1)		81.43701.6420					
17.232FL 4x2 (M06)	88-96		32-312-0		81.43701.6630		50-B29-0		81.43701.6658	

					O.E. REF				O.E. REF	
<b>MAN</b>										
<b>17 SERIES Cont...</b>										
17.272F 4x2 (M05)	90-96		32-312-0 32-B45-0 (1)		81.43701.6630 81.43701.6420		40-A81-0		81.43701.6622	(1) Heavy Duty
17.272FL 4x2 (M06)	90-96		32-312-0		81.43701.6630		50-B29-0		81.43701.6658	
17.422 (F22)	-5/91		40-796-3		81.43701.6491		50-873-1		81.43701.6620	
17.422 (F22)	6/91-3/92		40-796-3		81.43701.6491					
<b>18 SERIES</b>										
18.224L 4x2 (L87)	96-		40-A92-0		81.43701.6793		40-A81-0		81.43701.6622	
18.224LA 4x4 (L90)	96-2/97		40-A92-0		81.43701.6793					
18.224LA 4x4 (L90)	3/97-		32-D96-0		81.43701.6804					
18.224LL 4x2 (L88)	96-		40-A92-0		81.43701.6793		50-A89-0		81.43701.6827	
18.224LLL 4x2 (L89)	96-		40-848-0		81.43701.6612		50-A89-0		81.43701.6827	
18.264L 4x2 (L87)	96-99		40-A92-0		81.43701.6793		40-A81-0		81.43701.6622	
18.264LA 4x4 (L90)	96-2/97		40-A92-0		81.43701.6793					
18.264LA 4x4 (L90)	3/97-99		32-D96-0		81.43701.6804					
18.264LL 4x2 (L88)	96-99		40-A92-0		81.43701.6793		50-A89-0		81.43701.6827	
18.264LLL 4x2 (L89)	96-99		40-848-0		81.43701.6612		50-A89-0		81.43701.6827	
18.323F,FR 4x2 (T01)	95-9/97		40-A92-0		81.43701.6793		50-C20-0 50-B90-0 (1)		81.43701.6795 81.43701.6837	Front axle load 7.1ton (1) Alternative
18.323F,FR 4x2 (T01)	9/97-		32-D96-0		81.43701.6804		50-C20-0 50-B90-0 (1)		81.43701.6795 81.43701.6837	Front axle load 7.1ton (1) Alternative
18.323F,FR 4x2 (T01)	95-		40-A92-0		81.43701.6793		50-C20-0 50-B90-0 (1)		81.43701.6795 81.43701.6837	Front axle load 8&9 ton (1) Alternative
18.323F,FR 4x2 (T01)	95-		40-B46-0		81.43701.6794		50-C20-0 50-B90-0 (1)		81.43701.6795 81.43701.6837	Front axle load 8 ton (1) Alternative
18.323F,FR 4x2 (T01)	95-		40-B45-0		81.43701.6017		50-C20-0 50-B90-0 (1)		81.43701.6795 81.43701.6837	Front axle load 9.5 ton (1) Alternative
18.343F,FR 4x2 (T01)	95-9/97		40-A92-0		81.43701.6793		50-C20-0 50-B90-0 (1)		81.43701.6795 81.43701.6837	Front axle load 7.1ton (1) Alternative
18.343F,FR 4x2 (T01)	9/97-99		32-D96-0		81.43701.6804		50-C20-0 50-B90-0 (1)		81.43701.6795 81.43701.6837	Front axle load 7.1ton (1) Alternative
18.343F,FR 4x2 (T01)	95-99		40-A92-0		81.43701.6793		50-C20-0 50-B90-0 (1)		81.43701.6795 81.43701.6837	Front axle load 8&9 ton (1) Alternative



O.E. REF







































































O.E. REF

i

**MAN****18 SERIES Cont...**

18.343F,FR 4x2 (T01)	95-99		<b>40-B46-0</b>		<b>81.43701.6794</b>		<b>50-C20-0</b> <b>50-B90-0 (1)</b>		<b>81.43701.6795</b> <b>81.43701.6837</b>	Front axle load 8 ton (1) Alternative
18.343F,FR 4x2 (T01)	95-99		<b>40-B45-0</b>		<b>81.43701.6017</b>		<b>50-C20-0</b> <b>50-B90-0 (1)</b>		<b>81.43701.6795</b> <b>81.43701.6837</b>	Front axle load 9.5 ton (1) Alternative
18.373F,FR 4x2 (T31)	95-9/97		<b>40-A92-0</b>		<b>81.43701.6793</b>		<b>50-C20-0</b> <b>50-B90-0 (1)</b>		<b>81.43701.6795</b> <b>81.43701.6837</b>	Front axle load 7.1ton (1) Alternative
18.373F,FR 4x2 (T31)	9/97-		<b>32-D96-0</b>		<b>81.43701.6804</b>		<b>50-C20-0</b> <b>50-B90-0 (1)</b>		<b>81.43701.6795</b> <b>81.43701.6837</b>	Front axle load 7.1ton (1) Alternative
18.373F,FR 4x2 (T31)	95-		<b>40-A92-0</b>		<b>81.43701.6793</b>		<b>50-C20-0</b> <b>50-B90-0 (1)</b>		<b>81.43701.6795</b> <b>81.43701.6837</b>	Front axle load 8&9 ton (1) Alternative
18.373F,FR 4x2 (T31)	95-		<b>40-B46-0</b>		<b>81.43701.6794</b>		<b>50-C20-0</b> <b>50-B90-0 (1)</b>		<b>81.43701.6795</b> <b>81.43701.6837</b>	Front axle load 8 ton (1) Alternative
18.373F,FR 4x2 (T31)	95-		<b>40-B45-0</b>		<b>81.43701.6017</b>		<b>50-C20-0</b> <b>50-B90-0 (1)</b>		<b>81.43701.6795</b> <b>81.43701.6837</b>	Front axle load 9.5 ton (1) Alternative
18.373FL,FLR 4x2 (T32)	95-8/97		<b>40-A92-0</b>		<b>81.43701.6793</b>		<b>50-A89-0</b> <b>50-873-2 (1)</b>		<b>81.43701.6827</b> <b>81.43701.6634</b>	(1) Heavy Duty
18.373FL,FLR 4x2 (T32)	9/97-		<b>32-D96-0</b>		<b>81.43701.6804</b>		<b>50-A89-0</b> <b>50-873-2 (1)</b>		<b>81.43701.6827</b> <b>81.43701.6634</b>	(1) Heavy Duty
18.403F,FR 4x2 (T31)	95-9/97		<b>40-A92-0</b>		<b>81.43701.6793</b>		<b>50-C20-0</b> <b>50-B90-0 (1)</b>		<b>81.43701.6795</b> <b>81.43701.6837</b>	Front axle load 7.1ton (1) Alternative
18.403F,FR 4x2 (T31)	9/97-99		<b>32-D96-0</b>		<b>81.43701.6804</b>		<b>50-C20-0</b> <b>50-B90-0 (1)</b>		<b>81.43701.6795</b> <b>81.43701.6837</b>	Front axle load 7.1ton (1) Alternative
18.403F,FR 4x2 (T31)	95-99		<b>40-A92-0</b>		<b>81.43701.6793</b>		<b>50-C20-0</b> <b>50-B90-0 (1)</b>		<b>81.43701.6795</b> <b>81.43701.6837</b>	Front axle load 8&9 ton (1) Alternative
18.403F,FR 4x2 (T31)	95-99		<b>40-B46-0</b>		<b>81.43701.6794</b>		<b>50-C20-0</b> <b>50-B90-0 (1)</b>		<b>81.43701.6795</b> <b>81.43701.6837</b>	Front axle load 8 ton (1) Alternative
18.403F,FR 4x2 (T31)	95-99		<b>40-B45-0</b>		<b>81.43701.6017</b>		<b>50-C20-0</b> <b>50-B90-0 (1)</b>		<b>81.43701.6795</b> <b>81.43701.6837</b>	Front axle load 9.5 ton (1) Alternative
18.403FL,FLR 4x2 (T32)	95-8/97		<b>40-A92-0</b>		<b>81.43701.6793</b>		<b>50-A89-0</b> <b>50-873-2 (1)</b>		<b>81.43701.6827</b> <b>81.43701.6634</b>	(1) Heavy Duty
18.403FL,FLR 4x2 (T32)	9/97-99		<b>32-D96-0</b>		<b>81.43701.6804</b>		<b>50-A89-0</b> <b>50-873-2 (1)</b>		<b>81.43701.6827</b> <b>81.43701.6634</b>	(1) Heavy Duty

					O.E. REF				O.E. REF	
<b>MAN</b>										
<b>18 SERIES Cont...</b>										
18.423F,FR 4x2 (T31)	95-9/97		40-A92-0		81.43701.6793		50-C20-0 50-B90-0 (1)		81.43701.6795 81.43701.6837	Front axle load 7.1ton (1) Alternative
18.423F,FR 4x2 (T31)	9/97-		32-D96-0		81.43701.6804		50-C20-0 50-B90-0 (1)		81.43701.6795 81.43701.6837	Front axle load 7.1ton (1) Alternative
18.423F,FR 4x2 (T31)	95-		40-A92-0		81.43701.6793		50-C20-0 50-B90-0 (1)		81.43701.6795 81.43701.6837	Front axle load 8&9 ton (1) Alternative
18.423F,FR 4x2 (T31)	95-		40-B46-0		81.43701.6794		50-C20-0 50-B90-0 (1)		81.43701.6795 81.43701.6837	Front axle load 8 ton (1) Alternative
18.423F,FR 4x2 (T31)	95-		40-B45-0		81.43701.6017		50-C20-0 50-B90-0 (1)		81.43701.6795 81.43701.6837	Front axle load 9.5 ton (1) Alternative
18.423FL,FLR 4x2 (T32)	95-8/97		40-A92-0		81.43701.6793		50-A89-0 50-873-2 (1)		81.43701.6827 81.43701.6634	(1) Heavy Duty
18.423FL,FLR 4x2 (T32)	9/97-		32-D96-0		81.43701.6804		50-A89-0 50-873-2 (1)		81.43701.6827 81.43701.6634	(1) Heavy Duty
18.463F,FR 4x2 (T31)	95-9/97		40-A92-0		81.43701.6793		50-C20-0 50-B90-0 (1)		81.43701.6795 81.43701.6837	Front axle load 7.1ton (1) Alternative
18.463F,FR 4x2 (T31)	9/97-99		32-D96-0		81.43701.6804		50-C20-0 50-B90-0 (1)		81.43701.6795 81.43701.6837	Front axle load 7.1ton (1) Alternative
18.463F,FR 4x2 (T31)	95-99		40-A92-0		81.43701.6793		50-C20-0 50-B90-0 (1)		81.43701.6795 81.43701.6837	Front axle load 8&9 ton (1) Alternative
18.463F,FR 4x2 (T31)	95-99		40-B46-0		81.43701.6794		50-C20-0 50-B90-0 (1)		81.43701.6795 81.43701.6837	Front axle load 8 ton (1) Alternative
18.463F,FR 4x2 (T31)	95-99		40-B45-0		81.43701.6017		50-C20-0 50-B90-0 (1)		81.43701.6795 81.43701.6837	Front axle load 9.5 ton (1) Alternative
18.463FL,FLR 4x2 (T32)	95-8/97		40-A92-0		81.43701.6793		50-A89-0 50-873-2 (1)		81.43701.6827 81.43701.6634	(1) Heavy Duty
18.463FL,FLR 4x2 (T32)	9/97-99		32-D96-0		81.43701.6804		50-A89-0 50-873-2 (1)		81.43701.6827 81.43701.6634	(1) Heavy Duty
<b>19 SERIES</b>										
19.321F,FS (503)			50-393-0		81.43701.6348					
19.321FA (505)	-2/85		50-393-0		81.43701.6348					
19.321FA (505)	3/85-		40-796-3		81.43701.6491					



O.E. REF



O.E. REF

i

**MAN****19 SERIES Cont...**

19.321FLLS (505)	-2/85		50-246-4 50-393-0		81.43701.6346 81.43701.6348		50-338-0		81.43701.6177	Front axle load 6.5 ton Front axle load 7.5 ton
19.321FK (503,504)	-2/85		50-246-4 50-393-0		81.43701.6346 81.43701.6348					Front axle load 6.5 ton Front axle load 7.5 ton
19.321FL,FLS (503)			50-246-4 50-393-0		81.43701.6346 81.43701.6348					Front axle load 6.5 ton Front axle load 7.5 ton
19.322F (F01)			40-796-3		81.43701.6491		50-873-1		81.43701.6620	
19.322FL (F02)			40-796-3		81.43701.6491		50-873-1		81.43701.6620	
19.362F (F01)			40-796-3		81.43701.6491		50-873-1		81.43701.6620	
19.362FL (F02)			40-796-3		81.43701.6491		50-873-1		81.43701.6620	
19.362FLL (F03)			40-848-1		81.43701.6633		50-873-1 50-A89-0 50-873-2 (1)		81.43701.6620 81.43701.6827 81.43701.6634	Check OE ref. for rears (1) Heavy Duty
19.364F 4x2 (T31)	99-		40-A92-0		81.43701.6793		50-C20-0		81.43701.6795	
19.364 FL 4x2 (T32)	99-		40-A92-0		81.43701.6793		50-A89-0		81.43701.6827	
19.364 FLL 4x2 (T33)	99-		40-848-0		81.43701.6612		50-A89-0		81.43701.6827	
19.403 FL,FLR 4x2 (T32)	-8/97		40-A92-0		81.43701.6793		50-A89-0 50-873-2 (1)		81.43701.6827 81.43701.6634	(1) Heavy Duty
19.403 FL,FLR 4x2 (T32)	9/97-99		32-D96-0		81.43701.6804		50-A89-0 50-873-2 (1)		81.43701.6827 81.43701.6634	(1) Heavy Duty
19.414 F 4x2 (T31)	99-		40-A92-0		81.43701.6793		50-C20-0		81.43701.6795	
19.414 FL 4x2 (T32)	99-		40-A92-0		81.43701.6793		50-A89-0		81.43701.6827	
19.414 FLL 4x2 (T33)	99-		40-848-0		81.43701.6612		50-A89-0		81.43701.6827	
19.464 FA 4x4 (T34)	96-		40-B46-0		81.43701.6794		50-C20-0		81.43701.6795	
19.464 FA 4x4 (T34)	96-		40-B45-0		81.43701.6017		50-C20-0		81.43701.6795	

**20 SERIES**

20.321 FVLS (514)			50-338-0 50-337-0		81.43701.6177 81.43701.6178					Axle Cross member
20.331 FVTLS (558)	86-87		40-796-3		81.43701.6491		50-306-1 50-337-0		81.43701.6142 81.43701.6178	Lift axle



O.E. REF
































































































































O.E. REF

i

**MAN****22 SERIES**

22.272 FNL 6x2 (F05)	90-		40-796-3		81.43701.6491		50-873-1 50-A77-0 50-873-2 (1)		81.43701.6620 81.43701.6605 81.43701.6634	Leading axle Trailing axle (1) Heavy Duty
22.272 FVL 6x2,6x4 (F07)	90-		40-796-3 40-A24-0		81.43701.6491 81.43701.6751		40-848-0 50-873-1		81.43701.6612 81.43701.6620	Check OE ref. for fronts Trailing axle
22.272 DFL 6x4 (F16)	90-4/91		40-796-3 40-A24-0		81.43701.6491 81.43701.6751		50-873-1		81.43701.6620	Check OE ref. for fronts
22.272 DFL 6x4 (F16)	5/91-		40-796-3 40-A24-0		81.43701.6491 81.43701.6751		50-C25-0		81.43701.6721	Check OE ref. for fronts
22.292FVL 6x2,6x4 (F07)	88-90		40-796-3 40-A24-0		81.43701.6491 81.43701.6751		40-848-0 50-873-1		81.43701.6612 81.43701.6620	Check OE ref. for fronts Trailing axle
22.292DFL 6x4 (F16)	-4/91		40-796-3 40-A24-0		81.43701.6491 81.43701.6751		50-873-1		81.43701.6620	Check OE ref. for fronts
22.292DFL 6x4 (F16)	5/91-		40-796-3 40-A24-0		81.43701.6491 81.43701.6751		50-C25-0		81.43701.6721	Check OE ref. for fronts
22.292DF (F08)			40-796-3		81.43701.6491					
22.292FNL 6x2 (F05)			40-796-3		81.43701.6491		50-873-1 50-A77-0		81.43701.6620 81.43701.6605	Leading axle Trailing axle
22.292FNLL (F06)			40-848-0		81.43701.6612		50-873-1 50-A77-0		81.43701.6620 81.43701.6605	Leading axle Trailing axle
22.321FNL (506)	-2/85		50-246-4 50-393-0		81.43701.6346 81.43701.6348		50-338-0 50-337-0		81.43701.6177 81.43701.6178	Front axle load 6.5 ton Front axle load 7.5 ton
22.321FNL (506)	3/85-		40-796-3		81.43701.6491		50-338-0 50-338-2 (1) 50-337-0		81.43701.6177 81.43701.6419 81.43701.6178	Leading axle (1) Heavy Duty Trailing axle
22.321FNL (506)	3/85-		50-337-0 50-A14-0		81.43701.6178 81.43701.6418		50-338-0 50-338-2 (1) 50-337-0		81.43701.6177 81.43701.6419 81.43701.6178	Check OE ref. for fronts (1) Heavy Duty Trailing axle
22.321FVLS (514)	-85						50-338-0 50-337-0		81.43701.6177 81.43701.6178	Axle Cross Member
22.322FVL 6x2,6x4 (F07)	90-96		40-796-3 40-A24-0		81.43701.6491 81.43701.6751		40-848-0 50-873-1		81.43701.6612 81.43701.6620	Check OE ref. for fronts Trailing axle

					O.E. REF				O.E. REF	
<b>MAN</b>										
<b>22 SERIES Cont...</b>										
22.322FNL 6x2 (F05)	90-96		40-796-3		81.43701.6491		50-873-1 50-A77-0		81.43701.6620 81.43701.6605	Leading axle Trailing axle
22.331FNL (506)	-2/85		50-246-4 50-393-0		81.43701.6346 81.43701.6348		50-338-0 50-337-0		81.43701.6177 81.43701.6178	Front axle load 6.5 ton Front axle load 7.5 ton
22.331FNL (506)	3/85-87		40-796-3		81.43701.6491		50-338-0 50-338-2 (1) 50-337-0		81.43701.6177 81.43701.6419 81.43701.6178	Leading axle (1) Heavy Duty Trailing axle
22.331FNL (506)	3/85-87		50-337-0 50-A14-0		81.43701.6178 81.43701.6418		50-338-0 50-338-2 (1) 50-337-0		81.43701.6177 81.43701.6419 81.43701.6178	Check OE ref. for fronts (1) Heavy Duty Trailing axle
22.331FVLS (514)	85-87						50-338-0 50-337-0		81.43701.6177 81.43701.6178	Axle Cross Member
22.332 FNL 6x2 (F05)	90-		40-796-3		81.43701.6491		50-873-1 50-873-2 (1) 50-A77-0		81.43701.6620 81.43701.6634 81.43701.6605	Leading axle (1) Heavy Duty Trailing axle
22.332 FVL6x2,6x4 (F07)	88-90		40-796-3 40-A24-0		81.43701.6491 81.43701.6751		40-848-0 50-873-1		81.43701.6612 81.43701.6620	Check OE ref. for fronts Trailing axle
22.332 DFL 6x4 (F16)	88-4/91		40-796-3 40-A24-0		81.43701.6491 81.43701.6751		50-873-1		81.43701.6620	Check OE ref. for fronts
22.332 DFL 6x4 (F16)	5/91-		40-796-3 40-A24-0		81.43701.6491 81.43701.6751		50-C25-0		81.43701.6721	Check OE ref. for fronts
22.332 DF (F08)	88-		40-796-3		81.43701.6491					
22.332 FNLL (F06)	88-		40-848-0		81.43701.6612		50-873-1 50-A77-0		81.43701.6620 81.43701.6605	Leading axle Trailing axle
22.362 FNL 6x2 (F05)	90-		40-796-3		81.43701.6491		50-873-1 50-873-2 (1) 50-A77-0		81.43701.6620 81.43701.6634 81.43701.6605	Leading axle (1) Heavy Duty Trailing axle
22.362 FVL6x2,6x4 (F07)	88-		40-796-3 40-A24-0		81.43701.6491 81.43701.6751		40-848-0 50-873-1		81.43701.6612 81.43701.6620	Check OE ref. for fronts Trailing axle
22.362 DFL 6x4 (F16)	88-4/91		40-796-3 40-A24-0		81.43701.6491 81.43701.6751		50-873-1		81.43701.6620	Check OE ref. for fronts
22.362 DFL 6x4 (F16)	5/91-		40-796-3 40-A24-0		81.43701.6491 81.43701.6751		50-C25-0		81.43701.6721	Check OE ref. for fronts

					O.E. REF				O.E. REF	
<b>MAN</b>										
<b>22 SERIES Cont...</b>										
22.362 DF (F08)	88-		40-796-3		81.43701.6491					
22.362 FNLL (F06)	88-		40-848-0		81.43701.6612		50-873-1 50-A77-0	  	81.43701.6620 81.43701.6605	Leading axle Trailing axle
22.372 FNL 6x2 (F05)	90-96		40-796-3		81.43701.6491		50-873-1 50-873-2 (1) 50-A77-0	   	81.43701.6620 81.43701.6634 81.43701.6605	Leading axle (1) Heavy Duty Trailing axle
22.372 FVL6x2,6x4 (F07)	90-96		40-796-3 40-A24-0	 	81.43701.6491 81.43701.6751		40-848-0 50-873-1	 	81.43701.6612 81.43701.6620	Check OE ref. for fronts Trailing axle
22.372 DFL 6x4 (F16)	90-4/91		40-796-3 40-A24-0	 	81.43701.6491 81.43701.6751		50-873-1	 	81.43701.6620	Check OE ref. for fronts
22.372 DFL 6x4 (F16)	5/91-96		40-796-3 40-A24-0	 	81.43701.6491 81.43701.6751		50-C25-0	 	81.43701.6721	Check OE ref. for fronts
22.422 FNL 6x2 (F05)	90-96		40-796-3		81.43701.6491		50-873-1 50-873-2 (1) 50-A77-0	  	81.43701.6620 81.43701.6634 81.43701.6605	Leading axle (1) Heavy Duty Trailing axle
22.422 FVL6x2,6x4 (F07)	90-96		40-796-3 40-A24-0	 	81.43701.6491 81.43701.6751		40-848-0 50-873-1	 	81.43701.6612 81.43701.6620	Check OE ref. for fronts Trailing axle
22.422 DFL 6x4 (F16)	90-4/91		40-796-3 40-A24-0	 	81.43701.6491 81.43701.6751		50-873-1	 	81.43701.6620	Check OE ref. for fronts
22.422 DFL 6x4 (F16)	5/91-96		40-796-3 40-A24-0	 	81.43701.6491 81.43701.6751		50-C25-0	 	81.43701.6721	Check OE ref. for fronts
<b>23 SERIES</b>										
23.364 FNLL 6x2 (T35)	99		40-848-0		81.43701.6612		50-A89-0	  	81.43701.6827	
23.373 FNLL 6x2 (T35,T37)	95-	 	40-848-0 40-848-1 (1)	 	81.43701.6612 81.43701.6633	 	50-A89-0 50-873-2 (1)	  	81.43701.6827 81.43701.6634	(1) Heavy Duty
23.403 FNLL 6x2 (T35,T37)	95-	 	40-848-0 40-848-1 (1)	 	81.43701.6612 81.43701.6633	 	50-A89-0 50-873-2 (1)	  	81.43701.6827 81.43701.6634	(1) Heavy Duty
23.414 FNLL 6x2 (T35)	99		40-848-0		81.43701.6612		50-A89-0	 	81.43701.6827	
23.464 FNLL 6x2 (T35)	99		40-848-0		81.43701.6612		50-A89-0	 	81.43701.6827	
<b>24 SERIES</b>										
24.232 FNL 6x2 (M09)	88-96		32-312-0		81.43701.6630		50-B29-0 40-848-0	 	81.43701.6658 81.43701.6612	Leading axle Trailing axle



O.E. REF



O.E. REF

















































i

**MAN****24 SERIES Cont...**

24.232 FVL 6x2,6x4 (M10)	88-96		32-312-0	⊥	81.43701.6630		40-848-0 50-B29-0	⊥ ⊥	81.43701.6612 81.43701.6658	Leading axle Trailing axle
--------------------------	-------	--	----------	---	---------------	--	----------------------	--------	--------------------------------	-------------------------------

**26 SERIES**

26.343 DF 6x4 Tractor unit (T09)	95-	☺ ☺	40-B46-0 40-B45-0	⊥ ⊥	81.43701.6794 81.43701.6017					
26.343 FNL 6x2 (T06)	95-		40-A92-0	⊥	81.43701.6793		50-A89-0	⊥	81.43701.6827	
26.372DFL 6x4 (F16)	-4/91	☺	40-A24-0	⊥	81.43701.6751	≡	50-873-1	⊥	81.43701.6620	
26.372DFL 6x4 (F16)	5/91-96	☺	40-A24-0	⊥	81.43701.6751	≡	50-C25-0	⊥	81.43701.6721	
26.372DFL 6x4 (F16)	-4/91		40-796-3	⊥	81.43701.6491	≡	50-873-1	⊥	81.43701.6620	Wide gap spring front
26.372DFL 6x4 (F16)	5/91-96		40-796-3	⊥	81.43701.6491	≡	50-C25-0	⊥	81.43701.6721	Wide gap spring front
26.372FNL 4x2 (F18)	90-96	☺	40-796-3	⊥	81.43701.6491	≡ ≡	50-873-1 50-873-2 (1)	⊥ ⊥	81.43701.6620 81.43701.6634	(1) Heavy Duty
26.372FNLL 6x2 (F19)	90-96	≡ ≡	40-848-0 40-848-1 (1)	⊥ ⊥	81.43701.6612 81.43701.6633	≡ ≡	50-873-1 50-873-2 (1) 50-A77-0	⊥ ⊥ ⊥	81.43701.6620 81.43701.6634 81.43701.6605	Leading axle (1) Heavy Duty Trailing axle
26.372FVL 6x2,6x4 (F07)	90-96	☺	40-A24-0	⊥	81.43701.6751	≡ ≡	40-848-0 50-873-1	⊥ ⊥	81.43701.6612 81.43701.6620	Leading axle Trailing axle
26.372FVL 6x2,6x4 (F07) Wide gap spring front	90-96		40-796-3	⊥	81.43701.6491	≡ ≡	40-848-0 50-873-1	⊥ ⊥	81.43701.6612 81.43701.6620	Leading axle Trailing axle
26.372FNL 6x2 (F05)	90-96		40-796-3	⊥	81.43701.6491	≡ ≡ ≡	50-873-1 50-873-2 (1) 50-A77-0	⊥ ⊥ ⊥	81.43701.6620 81.43701.6634 81.43701.6605	Leading axle (1) Heavy Duty Trailing axle
26.414 FNLL 6x2 (T37)	99-		40-848-0	⊥	81.43701.6612		50-A89-0 50-A77-0	⊥ ⊥	81.43701.6827 81.43701.6605	Leading axle Trailing axle
26.414 FVL 6x2,6x4 (T38)	99-		40-A92-0	⊥	81.43701.6793		50-A89-0 50-A77-0	⊥ ⊥	81.43701.6827 81.43701.6605	Leading axle Trailing axle
26.414 FNL 6x2 (T36)	99-		40-A92-0	⊥	81.43701.6793		50-A89-0 50-A77-0	⊥ ⊥	81.43701.6827 81.43701.6605	Leading axle Trailing axle
26.414 DFL 6x4 (T40)	99-						50-A89-0	⊥	81.43701.6827	
26.414 FNZ 6X2	99-		40-A92-0	⊥	81.43701.6793		50-C20-0	⊥	81.43701.6795	
26.422DFL 6x4 (F16)	-4/91	☺	40-A24-0	⊥	81.43701.6751	≡	50-873-1	⊥	81.43701.6620	
26.422DFL 6x4 (F16)	5/91-96	☺	40-A24-0	⊥	81.43701.6751	≡	50-C25-0	⊥	81.43701.6721	
26.422DFL 6x4 (F16)	-4/91		40-796-3	⊥	81.43701.6491	≡	50-873-1	⊥	81.43701.6620	Wide gap spring front

					O.E. REF				O.E. REF	
<b>MAN</b>										
<b>26 SERIES Cont...</b>										
26.422DFL 6x4 (F16)	5/91-96		40-796-3		81.43701.6491		50-C25-0		81.43701.6721	Wide gap spring front
26.422FNL 4x2 (F18)	90-96		40-796-3		81.43701.6491		50-873-1 50-873-2 (1)		81.43701.6620 81.43701.6634	(1) Heavy Duty
26.422FNLL 6x2 (F19)	90-96		40-848-0 40-848-1 (1)		81.43701.6612 81.43701.6633		50-873-1 50-873-2 (1) 50-A77-0		81.43701.6620 81.43701.6634 81.43701.6605	Leading axle (1) Heavy Duty Trailing axle
26.422FVL 6x2,6x4 (F07)	90-96		40-A24-0		81.43701.6751		40-848-0 50-873-1		81.43701.6612 81.43701.6620	Leading axle Trailing axle
26.422FVL 6x2,6x4 (F07) Wide gap spring front	90-96		40-796-3		81.43701.6491		40-848-0 50-873-1		81.43701.6612 81.43701.6620	Leading axle Trailing axle
26.422FNL 6x2 (F05)	90-96		40-796-3		81.43701.6491		50-873-1 50-873-2 (1) 50-A77-0		81.43701.6620 81.43701.6634 81.43701.6605	Leading axle (1) Heavy Duty Trailing axle
26.464 DFA 6x6 (T42)	99-		40-B46-0 40-B45-0		81.43701.6794 81.43701.6017					
<b>30 SERIES</b>										
30.240DF,DH,DHR	74-89		32-B30-0		81.43701.6503					
30.240DF-VFR (263)	74-89		40-A77-0		81.43701.6371					
30.262T 8x4 VF (F13)	-12/91		40-796-3		81.43701.6491					
30.262T 8x4 VF (F13)	01/92-		32-153-0		81.43701.6699					
30.281 VF (512)	83-89		32-879-0		81.43701.6426					
30.291VFA (513)	85-89		50-246-4		81.43701.6346					
30.292T 8x4 VF (F13)	-12/91		40-796-3		81.43701.6491					
30.292T 8x4 VF (F13)	01/92-		32-153-0		81.43701.6699					
30.321 VF (512)	83-89		32-879-0		81.43701.6426					
30.331VFA (513)	83-89		50-246-4		81.43701.6346					
30.332T 8x4 VF (F13)	-12/91		40-796-3		81.43701.6491					
30.332T 8x4 VF (F13)	01/92-		32-153-0		81.43701.6699					
<b>32 SERIES</b>										
32.322T 8x4 VF (F13)	-12/91		40-796-3		81.43701.6491					
32.322T 8x4 VF (F13)	01/92-96		32-153-0		81.43701.6699					
32.331 DF (509)	-1/85		50-393-0		81.43701.6348					
32.331 DF (509)	2/85-90		40-796-3		81.43701.6491					



O.E. REF



O.E. REF

i

**MAN****32 SERIES Cont...**

32.332 DF	85-96		40-796-3	⊖ ⊖	81.43701.6491				
32.332T 8x4 VF (F13)	-12/91		40-796-3	⊖ ⊖	81.43701.6491				
32.332T 8x4 VF (F13)	01/92-96		32-153-0	⊖ ⊖	81.43701.6699				
32.372T 8x4 VF (F13)	-12/91		40-796-3	⊖ ⊖	81.43701.6491				
32.372T 8x4 VF (F13)	01/92-96		32-153-0	⊖ ⊖	81.43701.6699				
32.422T 8x4 VF (F13)	-12/91		40-796-3	⊖ ⊖	81.43701.6491				
32.422T 8x4 VF (F13)	01/92-96		32-153-0	⊖ ⊖	81.43701.6699				
32.502 DFA 6x6 (F30)	90-96		40-796-3	⊖ ⊖	81.43701.6491				

**33 SERIES**

33.403 DFA 6x6 (T42)	97-99		40-B46-0	⊖ ⊖	81.43701.6794				
			40-B45-0	⊖ ⊖	81.43701.6017				
33.463 DFA 6x6 (T42)	97-99		40-B46-0	⊖ ⊖	81.43701.6794				
			40-B45-0	⊖ ⊖	81.43701.6017				

**35 SERIES**

35.343 (T16)	95-99		40-B76-0	⊖ ⊖	81.43701.6888				
--------------	-------	--	----------	--------	---------------	--	--	--	--

**MERCEDES BENZ****500**

507D (667.301/302/341/342/361/362)	86-89		32-B61-0	⊖ ⊖	004 323 87 00		32-B62-0	⊖ ⊖	004 326 06 00	5.6 Ton Axle Load
			32-A52-0	⊖ ⊖	005 323 09 00					
L508D (309.400-405/411-416/424-427/429)	-86		32-B78-0	⊖ ⊖	003 323 59 00		32-B78-0	⊖ ⊖	003 323 59 00	
L508D (310)	-86		32-978-4	⊖ ⊖	003 323 55 00		32-978-4	⊖ ⊖	003 323 55 00	
508D (667.301/302/361/362)	89-96		32-B61-0	⊖ ⊖	004 323 87 00		32-B62-0	⊖ ⊖	004 326 06 00	5.6 Ton Axle Load
			32-A52-0	⊖ ⊖	005 323 09 00					

**600**

L608D (310)	-86		32-B78-0	⊖ ⊖	003 323 59 00		32-B78-0	⊖ ⊖	003 323 59 00	
609D (668.001-003/041/042/061-063)	86-2/87		32-A52-0	⊖ ⊖	005 323 09 00		32-A53-0	⊖ ⊖	004 326 07 00	
609D (668.001-003/041/042/061-063)	2/87-96		32-A52-0	⊖ ⊖	005 323 09 00		40-A13-0	⊖ ⊖	004 326 13 00	

**700**

709D (669.001-003/041/042/061/062/063)	86-2/87		32-A52-0	⊖ ⊖	005 323 09 00		32-A53-0	⊖ ⊖	004 326 07 00	
709D (669.001-003/041/042/061/062/063)	2/87-96		32-A52-0	⊖ ⊖	005 323 09 00		40-A13-0	⊖ ⊖	004 326 13 00	



O.E. REF



O.E. REF

i

**MERCEDES BENZ****700 Cont...**

711D (669.302/303/361-363)	86-2/87		32-A52-0	o o	005 323 09 00		32-A53-0	o o	004 326 07 00	
711D (669.302/303/361-363)	2/87-96		32-A52-0	o o	005 323 09 00		40-A13-0	o o	004 326 13 00	

**800**

LP809 (316)	77-Ch		32-545-3	o o	314 323 06 00		32-978-4	o o	003 323 55 00	-Ch4282707
LP809 (316)	Ch-84		32-085-0	o o	314 323 08 00		32-978-4	o o	003 323 55 00	Ch4282708-
809D (670.001-003/041/042/061/062/063)	86-2/87		32-A52-0	o o	005 323 09 00		32-A53-0	o o	004 326 07 00	
809D (670.001-003/041/042/061/062/063)	2/87-96		32-A52-0	o o	005 323 09 00		40-A13-0	o o	004 326 13 00	
809 (673.011-014/042)	84-Ch		32-172-0	o o	006 323 28 00		32-156-0 40-A74-0 (1)	o o	673 326 13 00 674 326 14 00	-ChK181929 (1) Heavy Duty
809 (673.011-014/042)	Ch-96		32-172-0	o o	006 323 28 00		40-A74-0	o o	674 326 14 00	ChK181930-
811D (670.302/303/362/363)	86-2/87		32-A52-0	o o	005 323 09 00		32-A53-0	o o	004 326 07 00	
811D (670.302/303/362/363)	2/87-96		32-A52-0	o o	005 323 09 00		40-A13-0	o o	004 326 13 00	
LP813 (318.051-054/065-067/072)	Ch-Ch		32-545-3	o o	314 323 06 00		40-A36-0	o o	318 326 05 00	Ch832830-4282707
LP813 (318.051-054/065-067/072)	Ch-84		32-085-0	o o	314 323 08 00		40-A36-0	o o	318 326 05 00	Ch4282708-
LPL,LPLS813 (318.251-254/270)	-84		32-B31-0	o o	318 323 04 00		40-A36-0	o o	318 326 05 00	
814D (670.312/313/364-366)	87-Ch		32-A52-0	o o	005 323 09 00		32-A53-0	o o	004 326 07 00	-Ch813314
814D (670.312/313/364-366)	Ch-96		32-A52-0	o o	005 323 09 00		40-A13-0	o o	004 326 13 00	Ch813315-
814DA (670.411/412/464/465)	87-Ch		32-A52-0	o o	005 323 09 00					-ChP108935
814,K,L (674.010-014/042)	83-Ch		32-172-0	o o	006 323 28 00		32-156-0 40-A74-0 (1)	o o	673 326 13 00 674 326 14 00	-ChK181929 (1) Heavy Duty
814,K,L (674.010-014/042)	Ch-96		32-172-0	o o	006 323 28 00		40-A74-0	o o	674 326 14 00	ChK181930-
814L (674.212-214)	83-Ch		32-172-0	o o	006 323 28 00					-ChK181929
814L (674.212-214)	Ch-96		32-172-0	o o	006 323 28 00		40-A74-0	o o	674 326 14 00	ChK181930-
814S (674.052)	83-96		32-172-0	o o	006 323 28 00		40-A74-0	o o	674 326 14 00	
814,K (674.315-319/346)	98-		32-172-0	o o	006 323 28 00		40-A74-0	o o	674 326 14 00	
814S (674.356)	98-		32-172-0	o o	006 323 28 00					
817 (676.001-004/366-369)	91-96		32-172-0	o o	006 323 28 00		40-A74-0	o o	674 326 14 00	
817F (676.080-082)	91-Ch		32-172-0	o o	006 323 28 00					-Ch5334230
817K (676.040/046/066-069/346)	91-96		32-172-0	o o	006 323 28 00		40-A74-0	o o	674 326 14 00	
817L (676.201-204/206-209/406-409)	96-98		32-172-0	o o	006 323 28 00		40-A74-0	o o	674 326 14 00	
817LO (676.464)	96-98		32-172-0	o o	006 323 28 00					
817LS (676.250/251/258/458)	91-96		32-172-0	o o	006 323 28 00		40-A74-0	o o	674 326 14 00	
817S (676.050/051/060/360)	91-96		32-172-0	o o	006 323 28 00					



O.E. REF



O.E. REF

i

**MERCEDES BENZ****900**

917 (676.006-009/ 041)	87-96		32-172-0	o o	006 323 28 00		40-A74-0	o o	674 326 14 00	
917AF (676.182-185/195-198)	87-96		30-A83-0	o o	006 323 22 00					
917KO (676.090/390)	87-98		32-B35-0	o o	006 323 30 00		40-A74-0	o o	674 326 14 00	
917LAF (676.182-185/195-198)	87-96		30-A83-0	o o	006 323 22 00					
917K (676.306-309/341)	96-98		32-172-0	o o	006 323 28 00		40-A74-0	o o	674 326 14 00	

**1100**

1114 (675.012-014)	83-96		32-149-0	o o	673 323 00 00		50-840-0	o o	005 326 45 00	(1) Heavy Duty
			32-B35-0 (1)	o o	006 323 30 00					
1114AK (675.142/143)	83-96		30-A83-0	o o	006 323 22 00					
1114K (675.042)	83-96		32-149-0	o o	673 323 00 00		50-840-0	o o	005 326 45 00	(1) Heavy Duty
			32-B35-0 (1)	o o	006 323 30 00					
1114L (675.212-214)	83-96		40-A02-0	o o	675 323 06 00		50-A26-0	o o	675 326 05 00	
1114S (675.052/053)	83-96		40-A02-0	o o	675 323 06 00					
1117 (676.012-015/316)	83-98		32-149-0	o o	673 323 00 00		50-840-0	o o	005 326 45 00	(1) Heavy Duty
			32-B35-0 (1)	o o	006 323 30 00					
1117A (676.112/117)	83-96		30-A83-0	o o	006 323 22 00					
1117K (676.042/347)	83-98		32-149-0	o o	673 323 00 00		50-840-0	o o	005 326 45 00	(1) Heavy Duty
			32-B35-0 (1)	o o	006 323 30 00					
1117L (676.212-214/217-219/417-419)	83-98		32-B35-0	o o	006 323 30 00		50-A26-0	o o	675 326 05 00	
1117LO (676.476)	96-98		32-B35-0	o o	006 323 30 00		50-A26-0	o o	675 326 05 00	
1117LS (676.252-255)	83-96		32-B35-0	o o	006 323 30 00		50-A26-0	o o	675 326 05 00	
1117S (676.052/053)	83-96		40-A02-0	o o	675 323 06 00					
1117S (676.354/355)	96-98		32-B35-0	o o	006 323 30 00					
1120 (677.012-015)	84-96		32-149-0	o o	673 323 00 00		50-840-0	o o	005 326 45 00	(1) Heavy Duty
			32-B35-0 (1)	o o	006 323 30 00					
1120AF (677.183/196)	84-96		30-A83-0	o o	006 323 22 00					
1120F (677.083)	90-Ch		32-149-0	o o	673 323 00 00		50-840-0	o o	005 326 45 00	-Ch5400707 (1) Heavy Duty
			32-B35-0 (1)	o o	006 323 30 00					
1120L (677.212-214)	84-96		40-A02-0	o o	675 323 06 00		50-A26-0	o o	675 326 05 00	
1120LS (677.252/253)	84-96		40-A02-0	o o	675 323 06 00		50-A26-0	o o	675 326 05 00	
1120S (677.052/053)	84-96		40-A02-0	o o	675 323 06 00					



O.E. REF



O.E. REF

i



**MERCEDES BENZ****1300**

1314 (675.032-034)	84-96		32-149-0 32-B35-0 (1)	⊙ ⊙ ⊙ ⊙	673 323 00 00 006 323 30 00		50-840-0	⊙ ⊙	005 326 45 00	(1) Heavy Duty
1314AK (675.146/147)	84-96		30-A83-0	⊙ ⊙	006 323 22 00					
1314K (675.046)	84-96		32-149-0 32-B35-0 (1)	⊙ ⊙ ⊙ ⊙	673 323 00 00 006 323 30 00		50-840-0	⊙ ⊙	005 326 45 00	(1) Heavy Duty
1314KO (675.093)	84-96		32-149-0 32-B35-0 (1)	⊙ ⊙ ⊙ ⊙	673 323 00 00 006 323 30 00		50-840-0	⊙ ⊙	005 326 45 00	(1) Heavy Duty
1317 (676.032-035/336-339)	84-98		32-149-0 32-B35-0 (1)	⊙ ⊙ ⊙ ⊙	673 323 00 00 006 323 30 00		50-840-0	⊙ ⊙	005 326 45 00	(1) Heavy Duty
1317AK (675.146-149)	84-96		30-A83-0	⊙ ⊙	006 323 22 00					
1317K (676.046/343)	84-98		32-149-0 32-B35-0 (1)	⊙ ⊙ ⊙ ⊙	673 323 00 00 006 323 30 00		50-840-0	⊙ ⊙	005 326 45 00	(1) Heavy Duty
1317KO (676.395)	96-98		32-149-0	⊙ ⊙	673 323 00 00		50-840-0	⊙ ⊙	005 326 45 00	
1317L (676.436-439)	96-98		32-B35-0	⊙ ⊙	006 323 30 00		50-A26-0	⊙ ⊙	675 326 05 00	

**1500**

1520 (677.022-029)	91-97		32-B35-0	⊙ ⊙	006 323 30 00					
1520L (677.222-229)	91-97		32-B35-0	⊙ ⊙	006 323 30 00					

**1600**

1617 (385.014/016/018/019)	-85		40-708-0	⊙ ⊙	004 323 64 00		50-379-0	⊙ ⊙	003 326 02 00	Container Spring Rear
1617AK (385.143/144)	75-85		32-B37-0	⊙ ⊙	004 323 71 00		50-A02-0	⊙ ⊙	003 326 95 00	
1617C (617.013/014/016/018/019)	84-90		40-A42-0 40-708-0	⊙ ⊙ ⊙ ⊙	004 323 47 00 004 323 64 00	 	50-A25-0 40-774-0 50-379-0	⊙ ⊙ ⊙ ⊙	652 320 00 31 003 326 92 00 003 326 02 00	40-708-0 = Container Spring Front
1617CAK (617.316)	84-90		32-B37-0	⊙ ⊙	004 323 71 00		50-A02-0	⊙ ⊙	003 326 95 00	
1617CK (617.116/117)	84-90		40-708-0	⊙ ⊙	004 323 64 00		40-774-0	⊙ ⊙	003 326 92 00	
1617CL (617.414/416/418)	84-90		32-B36-0	⊙ ⊙	003 323 19 00		40-A48-0 (1)	⊙ ⊙	385 326 00 00	(1) 4 Per Axle
1617CS (617.111)	84-90		32-049-0 40-A05-0	⊙ ⊙ ⊙ ⊙	004 323 55 00 004 323 68 00		50-A23-0	⊙ ⊙	003 326 30 00	32-049-0 = Container Spring Front
1617K,KO (385)	75-85		40-708-0	⊙ ⊙	004 323 64 00		50-A66-0	⊙ ⊙	003 326 98 00	
1617L (382.214/217-219)	75-85		32-B36-0 32-B37-0 (1)	⊙ ⊙ ⊙ ⊙	003 323 19 00 004 323 71 00		40-A48-0 (2)	⊙ ⊙	385 326 00 00	(1) Heavy Duty (2) 4 Per Axle
1617S (385.052)	75-85		32-049-0	⊙ ⊙	004 323 55 00		50-A02-0	⊙ ⊙	003 326 95 00	
1625 (617.033-036)	80-89		40-A04-0	⊙ ⊙	004 323 67 00		50-A25-0	⊙ ⊙	652 320 00 31	Standard Equipment



O.E. REF



O.E. REF

i

**MERCEDES BENZ****1600 Cont...**

1625 (617.033-036)	80-89		40-708-0	⊙ ⊙	004 323 64 00		40-774-0 50-379-0	⊙ ⊙ ⊙	003 326 92 00 003 326 96 00	Special Equip. Special Equip. Spreader Spring Rear
1625AK (617.336)	80-89		32-B37-0	⊙ ⊙	004 323 71 00		50-A02-0	⊙ ⊙ ⊙	003 326 95 00	
1625K (617.136)	80-89		40-708-0	⊙ ⊙	004 323 64 00		40-774-0	⊙ ⊙ ⊙	003 326 92 00	
1625L (617.435/436)	80-89		32-B36-0	⊙ ⊙	003 323 19 00		40-A48-0 (1)	⊙ ⊙ ⊙	385 326 00 00	(1) 4 Per Axle
1625LS (617.532)	80-89		32-B36-0	⊙ ⊙	003 323 19 00		40-A48-0 (1)	⊙ ⊙ ⊙	385 326 00 00	(1) 4 Per Axle
1625S (617.130-132)	80-89		32-049-0 40-A05-0	⊙ ⊙ ⊙ ⊙	004 323 55 00 004 323 68 00		50-A23-0	⊙ ⊙ ⊙	003 326 30 00	32-049-0 = Container Spring Front
1628 (620.015/016/066)	80-88		40-A12-0 40-A43-0 (1)	⊙ ⊙ ⊙ ⊙	006 323 09 00 005 323 41 00		50-A29-0	⊙ ⊙ ⊙	645 326 00 00	(1) Heavy Duty
1628A (621.219)	80-88		40-668-9	⊙ ⊙ ⊙	004 323 44 00		40-A54-0	⊙ ⊙ ⊙	387 326 03 00	
1628L (620.415-417/466)	80-88		40-A12-0 40-A43-0 (1)	⊙ ⊙ ⊙ ⊙	006 323 09 00 005 323 41 00		50-A19-0	⊙ ⊙ ⊙	003 326 74 00	(1) Heavy Duty
1628LS (620.511-513/562/563)	80-Ch		40-A12-0 40-A43-0 (1)	⊙ ⊙ ⊙ ⊙	006 323 09 00 005 323 41 00		50-A21-0	⊙ ⊙ ⊙	005 326 20 00	-Ch4866170 (1) Heavy Duty
1628LS (620.511-513/562/563)	Ch-88		40-A03-0	⊙ ⊙ ⊙	004 323 46 00		50-A21-0	⊙ ⊙ ⊙	005 326 20 00	Ch4866171-
1628S (620.110-113/162/163)	80-88		40-A12-0 40-A43-0 (1)	⊙ ⊙ ⊙ ⊙	006 323 09 00 005 323 41 00		40-772-0	⊙ ⊙ ⊙	003 326 44 00	(1) Heavy Duty

**1700**

1717 (652.010/013-015/017/019)	89-93		40-A04-0	⊙ ⊙	004 323 67 00		50-A25-0	⊙ ⊙ ⊙	652 320 00 31	
1717 (652.415/417/419)	89-Ch		40-A04-0	⊙ ⊙	004 323 67 00		40-A26-0	⊙ ⊙ ⊙	005 323 18 00	-ChK075717
1717 (652.415/417/419)	Ch-Ch		40-A04-0	⊙ ⊙	004 323 67 00		40-A26-0 (1)	⊙ ⊙ ⊙	005 323 18 00	ChK075718-Ch5587351 (1) 4 Per Axle
1717 (652.415/417/419)	Ch-93		40-A04-0	⊙ ⊙	004 323 67 00		40-A25-0 (1)	⊙ ⊙ ⊙	004 326 70 00	Ch5587352- (1) 4 Per Axle
1720 (652.020/023-025/027-029)	90-92						50-A25-0	⊙ ⊙ ⊙	652 320 00 31	
1720L (652.428/429/436)	90-Ch		40-A04-0	⊙ ⊙	004 323 67 00		40-A26-0 (1)	⊙ ⊙ ⊙	005 323 18 00	-Ch5587351 (1) 4 Per Axle
1720L (652.436)	Ch-92		40-A04-0	⊙ ⊙	004 323 67 00		40-A25-0 (1)	⊙ ⊙ ⊙	004 326 70 00	Ch5587352- (1) 4 Per Axle
1720S (652.121)	90-92		40-A90-0	⊙ ⊙	005 323 61 00					
1722 (652.033-039)	89-93		40-A04-0	⊙ ⊙	004 323 67 00		50-A25-0 40-774-0	⊙ ⊙ ⊙	652 320 00 31 003 326 92 00	



O.E. REF



O.E. REF

i

**MERCEDES BENZ****1700 Cont...**

1722 (652.131/132)	89-93		40-A05-0	⊙ ⊙	004 323 68 00					
1722AK (652.336)	89-93		32-B37-0	⊙ ⊙	004 323 71 00		50-A02-0	⊥ ⊙	003 326 95 00	
1722K (652.136, 137)	89-93		40-A04-0	⊙ ⊙	004 323 67 00	☺ ☺	50-A25-0 40-774-0	⊥ ⊥ ⊙	652 320 00 31 003 326 92 00	
1722L (652.435-439)	89-Ch		40-A04-0	⊙ ⊙	004 323 67 00		40-A26-0 (1)	⊙ ⊙	005 323 18 00	-Ch5587351 (1) 4 Per Axle
1722L (652.435-439)	Ch-93		40-A04-0	⊙ ⊙	004 323 67 00		40-A25-0 (1)	⊙ ⊙	004 326 70 00	Ch 5587352- (1) 4 Per Axle
1726 (652.043/045-047)	89-92		40-A04-0	⊙ ⊙	004 323 67 00		50-A25-0	⊥ ⊥ ⊙	652 320 00 31	
1726AK (652.346)	89-92		32-B37-0	⊙ ⊙	004 323 71 00		50-A02-0	⊥ ⊥ ⊙	003 326 95 00	
1726K (652.146)	89-Ch		40-A04-0	⊙ ⊙	004 323 67 00		50-A25-0	⊥ ⊥ ⊙	652 320 00 31	-ChK034708
1726L (652.446-448)	89-Ch		40-A04-0	⊙ ⊙	004 323 67 00		40-A26-0 (1)	⊙ ⊙	005 323 18 00	-Ch5587351 (1) 4 Per Axle
1726L (652.446-448)	Ch-92		40-A04-0	⊙ ⊙	004 323 67 00		40-A25-0 (1)	⊙ ⊙	004 326 70 00	Ch 5587352- (1) 4 Per Axle
1726LS (652.541/542)	89-Ch		40-A05-0	⊙ ⊙	003 323 68 00		40-A25-0 (1)	⊙ ⊙	004 326 70 00	-Ch5903513 (1) 4 Per Axle
1726LS (652.541/542)	Ch-Ch		40-A90-0	⊙ ⊙	005 323 61 00		40-A25-0 (1)	⊙ ⊙	004 326 70 00	Ch5903514-ChK103912 (1) 4 Per Axle
1726LS (652.541/542)	Ch-92		40-A90-0	⊙ ⊙	005 323 61 00		40-B19-0	⊙ ⊙	005 326 16 00	ChK103913-
1726S (652.141/142)	89-Ch		40-A05-0	⊙ ⊙	003 323 68 00					-Ch5903513
1726S (652.141/142)	Ch-		40-A90-0	⊙ ⊙	005 323 61 00					Ch5903514-
1726S (652.541/542)			40-A05-0	⊙ ⊙	003 323 68 00		40-A26-0	⊙ ⊙	005 323 18 00	
1729 (652.043/045/046)	88-92		40-A04-0	⊙ ⊙	004 323 67 00		50-A25-0	⊥ ⊥	652 320 00 31	
1729 (655.015/016)	88-92		40-A12-0 40-A43-0 (1)	⊙ ⊙ ⊙ ⊙	006 323 09 00 005 323 41 00		50-A29-0	⊥ ⊥	645 326 00 00	(1) Heavy Duty
1729AK (655.316/317)	88-92		40-A12-0 40-A43-0 (1)	⊙ ⊙ ⊙ ⊙	006 323 09 00 005 323 41 00		40-A53-0	⊥ ⊥	387 326 01 00	Standard Equipment (1) Heavy Duty
1729AK (655.316/317)	88-92		40-668-9	⊙ ⊙	004 323 44 00		40-A53-0	⊥ ⊥	387 326 01 00	Special Equipment
1729K (655.116/117)	88-92		40-A12-0 40-A43-0 (1)	⊙ ⊙ ⊙ ⊙	006 323 09 00 005 323 41 00		50-A29-0	⊥ ⊥	645 326 00 00	(1) Heavy Duty
1729L (655.416-418)	88-92		40-A12-0 40-A43-0 (1)	⊙ ⊙ ⊙ ⊙	006 323 09 00 005 323 41 00		40-783-1 (2)	⊙ ⊙	004 326 43 00	(1) Heavy Duty (2) 4 Per Axle



O.E. REF



O.E. REF

i

**MERCEDES BENZ****1700 Cont...**

1729LS (655.511-513)	88-92		40-A03-0	⊙	004 323 46 00		50-A21-0 (1)	⊙	005 326 20 00	(1) 4 Per Axle
1729S (655.111-113)	88-92		40-A03-0	⊙	004 323 46 00		40-772-0	⊙	003 326 44 00	
1729SK (655.416-418)	88-92		40-A12-0 40-A43-0 (1)	⊙	006 323 09 00 005 323 41 00		40-783-1 (2)	⊙	004 326 43 00	(1) Heavy Duty (2) 4 Per Axle
1733 (652.065-068)	89-92		40-A04-0	⊙	004 323 67 00		50-A25-0	⊙	652 320 00 31	
1733L (652.446/447/465-468)	89-Ch		40-A04-0	⊙	004 323 67 00		40-A26-0 (1)	⊙	005 323 18 00	-Ch5587351 (1) 4 Per Axle
1733L (652.446/447/465-468)	Ch-92		40-A04-0	⊙	004 323 67 00		40-A25-0 (1)	⊙	004 326 70 00	Ch5587352- (1) 4 Per Axle
1733L (652.478)	89-92		40-A58-0 (1)	⊙	006 323 42 00					(1) 4 Per Axle
1733LS (652.161)	89-Ch		40-A05-0	⊙	003 323 68 00					-Ch5903513
1733LS (652.161)	Ch-Ch		40-A90-0	⊙	005 323 61 00					Ch5903514-ChK075926
1733LS (652.561-563)	89-Ch		40-A05-0	⊙	003 323 68 00		40-A25-0 (1)	⊙	004 326 70 00	-Ch5903513 (1) 4 Per Axle
1733LS (652.561-563)	Ch-Ch		40-A90-0	⊙	005 323 61 00		40-A25-0 (1)	⊙	004 326 70 00	Ch5903514-ChK103912 (1) 4 Per Axle
1733LS (652.561-563)	Ch-92		40-A90-0	⊙	005 323 61 00		40-B19-0	⊙	005 326 16 00	ChK103913-
1733S (652.161-163)	89-Ch		40-A05-0	⊙	003 323 68 00					-Ch5903513
1733S (652.161-163)	Ch-Ch		40-A90-0	⊙	005 323 61 00					Ch5903514-ChK075926
1735 (655.026/027/076)	88-92		40-A12-0 40-A43-0 (1)	⊙	006 323 09 00 005 323 41 00		50-A29-0	⊙	645 326 00 00	(1) Heavy Duty
1735AK (655.327)	88-92		40-668-9	⊙	004 323 44 00		50-A28-0	⊙	646 326 00 00	
1735K (655.127)	88-92		40-A12-0 40-A43-0 (1)	⊙	006 323 09 00 005 323 41 00		50-A29-0	⊙	645 326 00 00	(1) Heavy Duty
1735L (655.426/476)	88-92		40-A12-0 40-A43-0 (1)	⊙	006 323 09 00 005 323 41 00		40-783-1 (2)	⊙	004 326 43 00	(1) Heavy Duty (2) 4 Per Axle
1735LS (655.522/523/573)	88-92		40-A03-0	⊙	004 323 46 00		50-A21-0 (1)	⊙	005 326 20 00	(1) 4 Per Axle
1735S (655.122/123/172/173)	88-92		40-A03-0	⊙	004 323 46 00		40-772-0	⊙	003 326 44 00	
1748 (655.096)	88-92		40-A43-0	⊙	005 323 41 00		50-A29-0	⊙	645 326 00 00	
1748L (655.494/496)	88-Ch		40-A12-0 40-A43-0 (1)	⊙	006 323 09 00 005 323 41 00		40-783-1 (2)	⊙	004 326 43 00	-Ch5922798 (1) Heavy Duty (2) 4 Per Axle



O.E. REF



O.E. REF

i

**MERCEDES BENZ****1700 Cont...**

1748L (655.494/496)	Ch-92		40-A12-0 40-A43-0 (1)	006 323 09 00 005 323 41 00		40-910-0 (2)	004 326 65 00	Ch5922799- (1) Heavy Duty (2) 4 Per Axle
1748LS (655.592/593)	88-Ch		40-A03-0	004 323 46 00		50-A21-0 (1)	005 326 20 00	-ChK083162 (1) 4 Per Axle
1748LS (655.592/593)	Ch-92		40-A12-0	006 323 09 00		50-A21-0 (1)	005 326 20 00	ChK083163- (1) 4 Per Axle
1748S (655.192/193)	88-Ch		40-A03-0	004 323 46 00		40-772-0	003 326 44 00	-ChK083473
1748S (655.192/193)	Ch-92		40-A12-0	006 323 09 00		40-772-0	003 326 44 00	ChK083474-

**1800**

1820 (652.020/023-025)	92-Ch		40-A04-0 40-B82-0 (1)	004 323 67 00 005 323 60 00		50-A25-0	652 320 00 31	-ChK075882 (1) For Reinforced Front Spring
1820 (652.020/023-025)	Ch-98		30-A76-0 40-B82-0 (1)	006 323 35 00 005 323 60 00		50-A25-0	652 320 00 31	ChK075883- (1) For Reinforced Front Spring
1820 (652.027-029)	92-98		40-A04-0 40-B82-0 (1)	004 323 67 00 005 323 60 00		50-A25-0	652 320 00 31	(1) For Reinforced Front Spring
1820AK (652.326)	93-98		32-B37-0	004 323 71 00		50-A02-0	003 326 95 00	
1820K (652.126/127)	Ch-98		40-B82-0	005 323 60 00				ChK076789-
1820L (652.027-029/420/428/429)	92-Ch		40-A04-0 40-B82-0 (1)	004 323 67 00 005 323 60 00		40-A26-0 (2)	005 323 18 00	-Ch5587351 (1) For Reinforced Front Spring (2) 4 Per Axle
1820L (652.027-029/420/428/429)	Ch-98		40-A04-0 40-B82-0 (1)	004 323 67 00 005 323 60 00		40-A25-0 (2)	004 326 70 00	Ch5587352- (1) For Reinforced Front Spring (2) 4 Per Axle
1827 (652.053-059)	92-99		40-A04-0	004 323 67 00		50-A25-0	652 320 00 31	
1827AK (652.302/303)	92-99		32-B37-0	004 323 71 00		50-A02-0	003 326 95 00	
1827L (652.455-459)	92-99		40-A04-0	004 323 67 00		40-A25-0	004 326 70 00	
1827LS (652.551-553)	92-Ch		40-A05-0	003 323 68 00		40-A25-0	004 326 70 00	-Ch5903513
1827LS (652.551-553)	Ch-99		40-A90-0	005 323 61 00		40-A25-0	004 326 70 00	Ch5903514-
1827S (652.151-153)	92-Ch		40-A90-0	005 323 61 00				-ChK075926
1831 (652.095-098)	92-97		40-A04-0	004 323 67 00		50-A25-0	652 320 00 31	
1831 (652.495-498)	92-97		40-A04-0	004 323 67 00		40-A25-0	004 326 70 00	
1831 (655.005-009)	92-97		40-A43-0	005 323 41 00		50-A29-0	645 326 00 00	



O.E. REF



O.E. REF

i

**MERCEDES BENZ****1800 Cont...**

1831AK (655.307)	92-97		40-668-9	o o	004 323 44 00		50-A28-0	+	646 326 00 00	
1831K (655.107)	92-97		40-A43-0	o o	005 323 41 00		50-A29-0	+	645 326 00 00	
1831L (652.495-498)	92-97		40-A04-0	o o	004 323 67 00		40-A25-0	o o	004 326 70 00	
1831L (655.405-409)	92-97		40-A43-0	o o	005 323 41 00		40-910-0	o o	004 326 65 00	
1831LS (652.591-593)	92-Ch		40-A05-0	o o	003 323 68 00		40-A25-0	o o	004 326 70 00	-Ch5903513
1831LS (652.591-593)	Ch-97		40-A90-0	o o	005 323 61 00		40-A25-0	o o	004 326 70 00	Ch5903514-
1831LS (655.501-503)	92-Ch		40-A03-0	o o	004 323 46 00		50-A21-0	o o	005 326 20 00	-ChK062945
1831LS (655.501-503)	Ch-97		40-A12-0	o o	006 323 09 00		50-A21-0	o o	005 326 20 00	ChK062946-
1831LS (655.508)	Ch-97		40-A12-0	o o	006 323 09 00					ChK062946-
1834 (652.065-068)	92-97		40-A04-0	o o	004 323 67 00		50-A25-0	+	652 320 00 31	
1834 (655.020-023)	92-97		40-A43-0	o o	005 323 41 00		50-A29-0	+	645 326 00 00	
1834L (655.420-423)	92-97		40-A43-0	o o	005 323 41 00		40-910-0	o o	004 326 65 00	
1834LS (652.561-563)	92-Ch		40-A05-0	o o	003 323 68 00		40-A25-0 (1)	o o	004 326 70 00	-Ch5903513 (1) 4 Per Axle
1834LS (652.561-563)	Ch-Ch		40-A90-0	o o	005 323 61 00		40-A25-0 (1)	o o	004 326 70 00	Ch5903514-K103912 (1) 4 Per Axle
1834LS (652.561-563)	Ch-97		40-A90-0	o o	005 323 61 00		40-B19-0	o o	005 326 16 00	ChK103913-
1834LS (655.541-543)	92-Ch		40-A03-0	o o	004 323 46 00		50-A21-0	o o	005 326 20 00	-ChK062945
1834LS (655.541-543)	Ch-97		40-A12-0	o o	006 323 09 00		50-A21-0	o o	005 326 20 00	ChK062946-
1834LS (655.548)	92-97		40-A12-0	o o	006 323 09 00					
1834S (652.161-163)	92-Ch		40-A05-0	o o	003 323 68 00					92-Ch
1834S (652.161-163)	Ch-Ch		40-A90-0	o o	005 323 61 00					Ch5903514-K075926
1834S (655.141-143)	92-Ch		40-A03-0	o o	004 323 46 00		40-772-0	o o	003 326 44 00	-ChK063075
1834S (655.141-143)	Ch-97		40-A12-0	o o	006 323 09 00		40-772-0	o o	003 326 44 00	ChK063076-
1838 (655.035-038/086/087/138)	92-97		40-A43-0	o o	005 323 41 00		50-A29-0	+	645 326 00 00	
1838 (655.132/133/182/183)	92-Ch		40-A03-0	o o	004 323 46 00		40-772-0	o o	003 326 44 00	-ChK063075
1838 (655.132/133/182/183)	Ch-97		40-A12-0	o o	006 323 09 00		40-772-0	o o	003 326 44 00	ChK063076-
1838AK (655.337)	92-97		40-668-9	o o	004 323 44 00		50-A28-0	+	646 326 00 00	
1838K (655.138)	92-97		40-A43-0	o o	005 323 41 00		50-A29-0	+	645 326 00 00	
1838L (655.434/436/437/484/486/487)	92-Ch		40-A43-0	o o	005 323 41 00		40-783-1 (1)	o o	004 326 43 00	-Ch5922798 (1) 4 Per Axle
1838L (655.434/436/437/484/486/487)	Ch-97		40-A43-0	o o	005 323 41 00		40-910-0 (1)	o o	004 326 65 00	Ch5922799- (1) 4 Per Axle



O.E. REF



O.E. REF

i

**MERCEDES BENZ****1800 Cont...**

1838LAK (655.337)	92-97		40-668-9	⊙ ⊙	004 323 44 00		50-A28-0	⊥ ⊥	646 326 00 00	
1838LS (655.532/533/582/583)	92-Ch		40-A03-0	⊙ ⊙	004 323 46 00		50-A21-0 (1)	⊙ ⊙	005 326 20 00	-ChK062945 (1) 4 Per Axle
1838LS (655.532/533/582/583)	Ch-97		40-A12-0	⊙ ⊙	006 323 09 00		50-A21-0 (1)	⊙ ⊙	005 326 20 00	ChK062946- (1) 4 Per Axle
1838LS (655.538)	Ch-97		40-A12-0	⊙ ⊙	006 323 09 00					ChK062946-
1838LS (655.588)	92-Ch		40-A03-0	⊙ ⊙	004 323 46 00					-ChK083162
1838LS (655.588)	Ch-97		40-A12-0	⊙ ⊙	006 323 09 00					ChK083163-
1838S (655.133)	92-Ch		40-A03-0	⊙ ⊙	004 323 46 00		40-772-0	⊙ ⊙	003 326 44 00	-ChK063075
1838S (655.133)	Ch-97		40-A12-0	⊙ ⊙	006 323 09 00		40-772-0	⊙ ⊙	003 326 44 00	ChK063076-
1844 (655.035-037/093/138)	92-97		40-A43-0	⊙ ⊙	005 323 41 00		50-A29-0	⊥ ⊥	645 326 00 00	
1844 (655.190/191)	92-Ch		40-A03-0	⊙ ⊙	004 323 46 00		40-772-0	⊙ ⊙	003 326 44 00	-ChK083473
1844 (655.190/191)	Ch-97		40-A12-0	⊙ ⊙	006 323 09 00		40-772-0	⊙ ⊙	003 326 44 00	ChK083474-
1844AK (655.337)	92-97		40-668-9	⊙ ⊙	004 323 44 00		50-A28-0	⊥ ⊥	646 326 00 00	
1844F (655.337)	92-97		40-668-9	⊙ ⊙	004 323 44 00		50-A28-0	⊥ ⊥	646 326 00 00	
1844K (655.138)	92-97		40-A43-0	⊙ ⊙	005 323 41 00		50-A29-0	⊥ ⊥	645 326 00 00	
1844L (655.434/436/437/490/492)	92-Ch		40-A43-0	⊙ ⊙	005 323 41 00		40-783-1 (1)	⊙ ⊙	004 326 43 00	-Ch5922798 (1) 4 Per Axle
1844L (655.434/436/437/490/492)	Ch-97		40-A43-0	⊙ ⊙	005 323 41 00		40-910-0 (1)	⊙ ⊙	004 326 65 00	Ch5922799- (1) 4 Per Axle
1844LAK (655.337)	92-97		40-668-9	⊙ ⊙	004 323 44 00		50-A28-0	⊥ ⊥	646 326 00 00	
1844LS (655.533/583)	92-Ch		40-A03-0	⊙ ⊙	004 323 46 00		50-A21-0 (1)	⊙ ⊙	005 326 20 00	-ChK062945 (1) 4 Per Axle
1844LS (655.533/583)	Ch-97		40-A12-0	⊙ ⊙	006 323 09 00		50-A21-0 (1)	⊙ ⊙	005 326 20 00	ChK062946- (1) 4 Per Axle
1844LS (655.590/591)	92-Ch		40-A03-0	⊙ ⊙	004 323 46 00		50-A21-0 (1)	⊙ ⊙	005 326 20 00	-ChK083162 (1) 4 Per Axle
1844LS (655.590/591)	Ch-97		40-A12-0	⊙ ⊙	006 323 09 00		50-A21-0 (1)	⊙ ⊙	005 326 20 00	ChK083163- (1) 4 Per Axle
1850 (655.096)	92-97		40-A43-0	⊙ ⊙	005 323 41 00		50-A29-0	⊥ ⊥	645 326 00 00	
1850AK (655.337)	92-97		40-668-9	⊙ ⊙	004 323 44 00		50-A28-0	⊥ ⊥	646 326 00 00	
1850K (655.138)	92-97		40-A43-0	⊙ ⊙	005 323 41 00		50-A29-0	⊥ ⊥	645 326 00 00	



O.E. REF



O.E. REF

i

**MERCEDES BENZ****1800 Cont...**

1850L (655.494/496)	92-Ch		40-A43-0	⊙ ⊙	005 323 41 00		40-783-1 (1)	⊙ ⊙	004 326 43 00	-Ch5922798 (1) 4 Per Axle
1850L (655.494/496)	Ch-97		40-A43-0	⊙ ⊙	005 323 41 00		40-910-0 (1)	⊙ ⊙	004 326 65 00	Ch5922799- (1) 4 Per Axle
1850LS (655.592/593)	92-Ch		40-A03-0	⊙ ⊙	004 323 46 00		50-A21-0 (1)	⊙ ⊙	005 326 20 00	-ChK083162 (1) 4 Per Axle
1850LS (655.592/593)	Ch-97		40-A12-0	⊙ ⊙	006 323 09 00		50-A21-0 (1)	⊙ ⊙	005 326 20 00	ChK083163- (1) 4 Per Axle
1850S (655.133)	92-Ch		40-A03-0	⊙ ⊙	004 323 46 00		40-772-0	⊙ ⊙	003 326 44 00	-ChK063075
1850S (655.133)	Ch-97		40-A12-0	⊙ ⊙	006 323 09 00		40-772-0	⊙ ⊙	003 326 44 00	ChK063076-
1850S (655.192/193)	92-Ch		40-A03-0	⊙ ⊙	004 323 46 00		40-772-0	⊙ ⊙	003 326 44 00	-ChK083473
1850S (655.192/193)	Ch-97		40-A12-0	⊙ ⊙	006 323 09 00		40-772-0	⊙ ⊙	003 326 44 00	ChK083474-

**1900**

1944LS (646.592/593)	85-89		40-A03-0	⊙ ⊙	004 323 46 00		50-A21-0 (1)	⊙ ⊙	005 326 20 00	(1) 4 Per Axle
----------------------	-------	--	----------	--------	---------------	--	--------------	--------	---------------	----------------

**2000**

2025S (619.211)	83-89		40-B67-0	⊙ ⊙	003 323 98 00					
2028LS (622.505/555)	82-88		40-A06-0 50-A24-0	⊙ ⊙ ⊙ ⊙	003 323 57 00 003 326 25 00		50-A19-0 (1)	⊙ ⊙	003 326 74 00	(1) 4 Per Axle Trailing Axle Front
2033LS (622.520/570)	85-86		40-A06-0 50-A24-0	⊙ ⊙ ⊙ ⊙	003 323 57 00 003 326 25 00		50-A19-0 (1)	⊙ ⊙	003 326 74 00	(1) 4 Per Axle Trailing Axle Front
2035LS (647.510/560)	86-89		40-A06-0 50-A24-0	⊙ ⊙ ⊙ ⊙	003 323 57 00 003 326 25 00		50-A19-0 (1)	⊙ ⊙	003 326 74 00	(1) 4 Per Axle Trailing Axle Front
2035S (645.123)	86-89		40-A12-0 40-A43-0 (1)	⊙ ⊙ ⊙ ⊙	006 323 09 00 005 323 41 00		40-772-0	⊙ ⊙	003 326 44 00	(1) Heavy Duty
2035S (647.110)			40-A06-0 50-A24-0	⊙ ⊙ ⊙ ⊙	003 323 57 00 003 326 25 00		40-772-0	⊙ ⊙	003 326 44 00	Leading Axle Front Trailing Axle Front

**2400**

2422 (653.017/019)	91-93						50-A45-0	⊙ ⊙	003 326 11 00	Trailing Axle
2422 (653.036-038/074/076/137/138)	91-93		40-A04-0	⊙ ⊙	004 323 67 00					
2422L (653.417/419)	91-Ch		40-A04-0	⊙ ⊙	004 323 67 00		40-A26-0 (1) 40-769-0	⊙ ⊙ ⊙ ⊙	005 323 18 00 003 326 47 00	-Ch5587351 Trailing Axle (1) 4 Per Axle



O.E. REF



O.E. REF

i

**MERCEDES BENZ****2400 Cont...**

2422L (653.417/419)	Ch-93		40-A04-0	00	004 323 67 00		40-A25-0 (1) 40-769-0	00 01	004 326 70 00 003 326 47 00	Ch5587352- Trailing Axle (1) 4 Per Axle
2422L (654.416-418)	91-Ch		40-B67-0 40-B69-0	00 00	003 323 98 00 004 326 02 00		40-A26-0 (1)	00	005 323 18 00	-Ch5903513 Trailing Axle Front (1) 4 Per Axle
2427L (654.418)	-Ch		40-B67-0 40-B69-0	00 00	003 323 98 00 004 326 02 00		40-A26-0 (1)	00	005 323 18 00	-Ch5903513 Trailing Axle Front (1) 4 Per Axle
2427L (654.418)	Ch-		40-C09-0 40-C34-0	00 00	005 323 69 00 005 323 54 00		40-A26-0 (1)	00	005 323 18 00	Ch5903514- Trailing Axle Front (1) 4 Per Axle
2429 (652.043/045)	88-92		40-A04-0	00	004 323 67 00		50-A25-0	10	652 320 00 31	
2429 (658.006-009)	88-92		40-A43-0	00	005 323 41 00		40-779-0	00	003 326 51 00	Trailing Axle
2429 (658.032/033)	88-92		40-A12-0 40-A43-0 (1)	00 00	006 323 09 00 005 323 41 00		50-A22-0 (2)	00	002 326 92 00	(1) Heavy Duty (2) 4 Per Axle
2429 6x2 (658.001)	88-92		40-A43-0	00	005 323 41 00					
2429K (658.132/134)	88-92		40-A12-0 40-A43-0 (1)	00 00	006 323 09 00 005 323 41 00					(1) Heavy Duty
2429L (658.407/408)	88-Ch		40-A12-0	00	006 323 09 00		40-783-1 (1) 40-769-0	00 01	004 326 43 00 003 326 47 00	-Ch5463047 Trailing Axle (1) 4 Per Axle
2429L (658.407/408)	Ch-Ch		40-A43-0	00	005 323 41 00		40-783-1 (1) 40-769-0	00 01	004 326 43 00 003 326 47 00	Ch5463048-5922798 Trailing Axle (1) 4 Per Axle
2429L (658.407/408)	Ch-92		40-A43-0	00	005 323 41 00		40-783-1 (1) 40-B94-0	00 01	004 326 43 00 658 320 00 31	Ch5922799- Trailing Axle (1) 4 Per Axle
2429LS (657.505)	88-92		40-A03-0 50-A24-0	00 00	004 323 46 00 003 326 25 00		50-A19-0 (1) 50-A19-0 (1)	00 00	003 326 74 00 003 326 74 00	(1) 4 Per Axle Trailing Axle
2429S 6x2,6x4 (657.105)	88-92		40-A03-0 50-A24-0	00 00	004 323 46 00 003 326 25 00		40-772-0	00	003 326 44 00	Leading Axle Front Trailing Axle Front
2429S 6x4 (658.130)	88-92		40-A03-0	00	004 323 46 00		50-A22-0 (1)	00	002 326 92 00	(1) 4 Per Axle



O.E. REF



O.E. REF

i

**MERCEDES BENZ****2400 Cont...**

2433 (652.067)	89-92		40-A04-0	o o	004 323 67 00		50-A25-0	o o	652 320 00 31	
2433 (653.061-064)	89-92						40-A25-0 50-A45-0	o o o o	004 326 70 00 003 326 11 00	Trailing Axle
2433K (653.158)	89-92		40-A04-0	o o	004 323 67 00					
2433L (653.461-464)	89-92		40-A04-0	o o	004 323 67 00		40-A25-0 (1) 40-769-0	o o o o	004 326 70 00 003 326 47 00	(1) 4 Per Axle Trailing Axle
2433L (653.475)	89-92		40-A58-0	o o	006 323 42 00		40-B85-0 40-769-0	o o o o	005 323 17 00 003 326 47 00	Trailing Axle
2433L (654.422)	89-Ch		40-B67-0 40-B69-0	o o o o	003 323 98 00 004 326 02 00		40-A26-0 (1)	o o	005 323 18 00	-Ch5903513 Trailing Axle Front (1) 4 Per Axle
2433L (654.422)	Ch-92		40-C09-0 (1)	o o	005 323 69 00		40-A26-0 (2)	o o	005 323 18 00	Ch5903514- (1) Leading Axle Front (2) 4 Per Axle
2433LS (654.555)	89-Ch		40-B67-0 40-B69-0	o o o o	003 323 98 00 004 326 02 00		40-A26-0 (1)	o o	005 323 18 00	-Ch5541674 Trailing Axle Front (1) 4 Per Axle
2433LS (654.555)	Ch-92		40-C34-0 (1)	o o	005 323 54 00					Ch5541675- (1) Trailing Axle Front
2433S (652.163)	89-Ch		40-A05-0	o o	004 323 68 00					-Ch5903513
2433S (652.163)	Ch-Ch		40-A90-0	o o	005 323 61 00					Ch5903514-K075926
2435 (658.012/013/016-019/063)	88-92		40-A12-0 40-A43-0 (1)	o o o o	006 323 09 00 005 323 41 00					(1) Heavy Duty
2435 (658.038)	88-92		40-A12-0 40-A43-0 (1)	o o o o	006 323 09 00 005 323 41 00		50-A22-0 50-A22-0	o o o o	002 326 92 00 002 326 92 00	(1) Heavy Duty Trailing Axle
2435 (658.137-139)	88-92		40-A12-0 40-A43-0 (1)	o o o o	006 323 09 00 005 323 41 00		50-A22-0 (2)	o o	002 326 92 00	(1) Heavy Duty (2) 4 Per Axle
2435L (658.413/463)	88-Ch		40-A12-0	o o	006 323 09 00		40-783-1 (1) 40-769-0	o o o o	004 326 43 00 003 326 47 00	88-Ch5463047 Trailing Axle (1) 4 Per Axle
2435L (658.413/463)	Ch-Ch		40-A43-0	o o	005 323 41 00		40-783-1 (1) 40-769-0	o o o o	004 326 43 00 003 326 47 00	Ch5463048-5922798 Trailing Axle (1) 4 Per Axle



O.E. REF



O.E. REF

i

**MERCEDES BENZ****2400 Cont...**

2435L (658.413/463)	Ch-92		40-A43-0	o o	005 323 41 00		40-783-1 (1) 40-B94-0	o o T	004 326 43 00 658 320 00 31	Ch5922799-92 Trailing Axle (1) 4 Per Axle
2435LS 6x2 (658.413/463)	88-Ch		40-A12-0	o o	006 323 09 00		40-783-1 (1) 40-769-0	o o T	004 326 43 00 003 326 47 00	88-Ch5463047 Trailing Axle (1) 4 Per Axle
2435LS 6x2 (658.413/463)	Ch-Ch		40-A43-0	o o	005 323 41 00		40-783-1 (1) 40-769-0	o o T	004 326 43 00 003 326 47 00	Ch5463048-5922798 Trailing Axle (1) 4 Per Axle
2435LS 6x2 (658.413/463)	Ch-92		40-A43-0	o o	005 323 41 00		40-783-1 (1) 40-B94-0	o o T	004 326 43 00 658 320 00 31	Ch5922799- Trailing Axle (1) 4 Per Axle
2435LS (657.510/560)	88-92		40-A03-0 50-A24-0	o o o	004 323 46 00 003 326 25 00		50-A19-0 (1)	o o	003 326 74 00	(1) 4 Per Axle Trailing Axle Front
2435S (657.110)	88-92		40-A03-0 50-A24-0	o o o	004 323 46 00 003 326 25 00		40-772-0	o o	003 326 44 00	Leading Axle Front Trailing Axle Front
2435S (658.135)	88-92		40-A03-0	o o	004 323 46 00		50-A22-0 (1) 50-A22-0 (1)	o o o	002 326 92 00 002 326 92 00	(1) 4 Per Axle Trailing Axle
2448 (658.070/071/073)	88-92		40-A43-0	o o	005 323 41 00		40-779-0	o o	003 326 51 00	Trailing Axle
2448 (658.473)	88-Ch		40-A12-0	o o	006 323 09 00		40-783-1 (1) 40-769-0	o o T	004 326 43 00 003 326 47 00	-Ch5463047 Trailing Axle (1) 4 Per Axle
2448 (658.473)	Ch-Ch		40-A43-0	o o	005 323 41 00		40-783-1 (1) 40-769-0	o o T	004 326 43 00 003 326 47 00	Ch5463048-5922798 Trailing Axle (1) 4 Per Axle
2448 (658.473)	Ch-92		40-A43-0	o o	005 323 41 00		40-783-1 (1) 40-B94-0	o o T	004 326 43 00 658 320 00 31	Ch5922799- Trailing Axle (1) 4 Per Axle
2448L (658.070/071/073)	88-92		40-A43-0	o o	005 323 41 00		40-779-0	o o	003 326 51 00	Trailing Axle
2448L (658.473)	88-Ch		40-A12-0	o o	006 323 09 00		40-783-1 (1) 40-769-0	o o T	004 326 43 00 003 326 47 00	-Ch5463047 Trailing Axle (1) 4 Per Axle



O.E. REF



O.E. REF

i

**MERCEDES BENZ****2400 Cont...**

2448L (658.473)	Ch-Ch		40-A43-0	o o	005 323 41 00		40-783-1 (1) 40-769-0	o o T	004 326 43 00 003 326 47 00	Ch5463048-5922798 Trailing Axle (1) 4 Per Axle
2448L (658.473)	Ch-92		40-A43-0	o o	005 323 41 00		40-783-1 (1) 40-B94-0	o o T	004 326 43 00 658 320 00 31	Ch5922799- Trailing Axle (1) 4 Per Axle
2448LS (658.070/071/073)	88-92		40-A43-0	o o	005 323 41 00		40-779-0	o o	003 326 51 00	Trailing Axle
2448LS (658.195)	88-92		40-A03-0	o o	004 323 46 00		50-A22-0 50-A22-0	o o o o	002 326 92 00 002 326 92 00	Trailing Axle
2448LS (658.473)	88-Ch		40-A12-0	o o	006 323 09 00		40-783-1 (1) 40-769-0	o o T	004 326 43 00 003 326 47 00	-Ch5463047 Trailing Axle (1) 4 Per Axle
2448LS (658.473)	Ch-Ch		40-A43-0	o o	005 323 41 00		40-783-1 (1) 40-769-0	o o T	004 326 43 00 003 326 47 00	Ch5463048-5922798 Trailing Axle (1) 4 Per Axle
2448LS (658.473)	Ch-92		40-A43-0	o o	005 323 41 00		40-783-1 (1) 40-B94-0	o o T	004 326 43 00 658 320 00 31	Ch5922799- Trailing Axle (1) 4 Per Axle
2448S (658.195)	88-92		40-A03-0	o o	004 323 46 00		50-A22-0 50-A22-0	o o o o	002 326 92 00 002 326 92 00	Trailing Axle

**2500**

2524 6x2, 6x4 (653.022/024)	Ch-98		40-A90-0	o o	005 323 61 00					ChK034709-
2524 6x4 (653.031-033)	93-98		40-A04-0	o o	004 323 67 00					
2524K (653.128)	93-98		40-A04-0	o o	004 323 67 00					
2524L (654.416-418)	93-Ch		40-B67-0 40-B69-0	o o o o	003 323 98 00 004 326 02 00		40-A26-0 (1)	o	005 323 18 00	-Ch5903513 Trailing Axle Front (1) 4 Per Axle
2527 (653.047/049)	93-98		40-A04-0	o o	004 323 67 00					
2527B (653.070/072)	93-98		40-A04-0	o o	004 323 67 00					
2527K (653.148)	93-98		40-A04-0	o o	004 323 67 00					
2527L (652.455/457/458)	93-98		40-A04-0	o o	004 323 67 00		40-A25-0	o	004 326 70 00	



O.E. REF



O.E. REF

i

**MERCEDES BENZ****2500 Cont...**

2527L (653.417/419)	93-Ch		40-A04-0	⊙ ⊙	004 323 67 00		40-A26-0 (1) 40-769-0	⊙ ⊙ ⊙ ⊙	005 323 18 00 003 326 47 00	-Ch5587351 Trailing Axle (1) 4 Per Axle
2527L (653.417/419)	Ch-98		40-A04-0	⊙ ⊙	004 323 67 00		40-A25-0 (1) 40-769-0	⊙ ⊙ ⊙ ⊙	004 326 70 00 003 326 47 00	Ch5587352- Trailing Axle (1) 4 Per Axle
2527L (654.416-418/422)	93-Ch		40-B67-0 40-B69-0	⊙ ⊙ ⊙ ⊙	003 323 98 00 004 326 02 00		40-A26-0 (1)	⊙ ⊙ ⊙ ⊙	005 323 18 00	-Ch5903513 Trailing Axle Front (1) 4 Per Axle
2527L (654.426/427/432/433)	93-98						40-A26-0 (1)	⊙ ⊙ ⊙ ⊙	005 323 18 00	(1) 4 Per Axle
2534 (652.065)	92-97		40-A04-0	⊙ ⊙	004 323 67 00		50-A25-0	⊙ ⊙ ⊙ ⊙	652 320 00 31	
2534 (653.061-064)	92-Ch		40-A04-0	⊙ ⊙	004 323 67 00		50-A45-0 (1)	⊙ ⊙ ⊙ ⊙	003 326 11 00	-Ch5903513 (1) Trailing Axle
2534 (653.061-064)	Ch-97		40-A90-0	⊙ ⊙	005 323 61 00		50-A45-0 (1)	⊙ ⊙	003 326 11 00	ChK034709- (1) Trailing Axle
2534K (653.158)	92-97		40-A04-0	⊙ ⊙	004 323 67 00					
2534L (652.465-468)	92-Ch		40-A04-0	⊙ ⊙	004 323 67 00		40-A26-0 (1)	⊙ ⊙ ⊙ ⊙	005 323 18 00	-Ch5587351 (1) 4 Per Axle
2534L (652.465-468)	Ch-97		40-A04-0	⊙ ⊙	004 323 67 00		40-A25-0 (1)	⊙ ⊙ ⊙ ⊙	004 326 70 00	Ch5587352- (1) 4 Per Axle
2534L (653.461)	92-Ch		40-A04-0	⊙ ⊙	004 323 67 00		40-A26-0 40-769-0	⊙ ⊙ ⊙ ⊙	005 323 18 00 003 326 47 00	-Ch5587351 Trailing Axle
2534L (653.461)	Ch-97		40-A04-0	⊙ ⊙	004 323 67 00		40-A25-0 40-769-0	⊙ ⊙ ⊙ ⊙	004 326 70 00 003 326 47 00	Ch5587352- Trailing Axle
2534L (653.475)	92-97		40-A58-0	⊙ ⊙	006 323 42 00		40-B85-0 40-769-0	⊙ ⊙ ⊙ ⊙	005 323 17 00 003 326 47 00	Trailing Axle
2534L (655.420-423)	92-97		40-A43-0	⊙ ⊙	005 323 41 00		40-910-0 (1)	⊙ ⊙ ⊙ ⊙	004 326 65 00	(1) 4 Per Axle
2534LS (654.555)	92-Ch		40-B67-0 40-B69-0	⊙ ⊙ ⊙ ⊙	003 323 98 00 004 326 02 00		40-A26-0 (1)	⊙ ⊙ ⊙ ⊙	005 323 18 00	-Ch5541674 Trailing Axle Front (1) 4 Per Axle
2538 (655.035/037)	92-97		40-A43-0	⊙ ⊙	005 323 41 00		50-A29-0	⊙ ⊙	645 326 00 00	
2538 (655.337)	92-97		40-668-9	⊙ ⊙	004 323 44 00		50-A28-0	⊙ ⊙	646 326 00 00	
2538 (658.021-024)	92-97		40-A43-0	⊙ ⊙	005 323 41 00					



O.E. REF



O.E. REF

i

**MERCEDES BENZ****2500 Cont...**

2538 (658.026-029/076/078/079)	92-97		40-A43-0	o o	005 323 41 00		40-668-9	o o	004 323 44 00	Trailing Axle
2538 (658.043)	92-97		40-A43-0	o o	005 323 41 00		50-A22-0 50-A22-0	o o o	002 326 92 00 002 326 92 00	Leading Axle Trailing Axle
2538 (658.147/148)	92-97		40-A12-0	o o	006 323 09 00					
2538 (658.149)	92-97		40-A43-0	o o	005 323 41 00					
2538K (658.147/148)	92-97		40-A12-0	o o	006 323 09 00					
2538K (658.149)	92-97		40-A43-0	o o	005 323 41 00					
2538L (655.434/436/437)	92-Ch		40-A43-0	o o	005 323 41 00		40-783-1 (1)	o o	004 326 43 00	-Ch5922798 (1) 4 Per Axle
2538L (655.434/436/437)	Ch-97		40-A43-0	o o	005 323 41 00		40-910-0 (1)	o o	004 326 65 00	Ch5922799- (1) 4 Per Axle
2538L 6x2 (658.416/418/419/466/468/469)	92-Ch		40-A12-0	o o	006 323 09 00		40-783-1 (1) 40-769-0	o o T	004 326 43 00 003 326 47 00	-Ch5463047 Trailing Axle (1) 4 Per Axle
2538L 6x2 (658.416/418/419/466/468/469)	Ch-Ch		40-A43-0	o o	005 323 41 00		40-783-1 (1) 40-769-0	o o T	004 326 43 00 003 326 47 00	Ch5463048-5922798 Trailing Axle (1) 4 Per Axle
2538L 6x2 (658.416/418/419/466/468/469)	Ch-97		40-A43-0	o o	005 323 41 00		40-783-1 (1) 40-B94-0	o o T	004 326 43 00 658 320 00 31	Ch5922799- Trailing Axle (1) 4 Per Axle
2538LK (655.337)	92-97		40-668-9	o o	004 323 44 00		50-A28-0	T	646 326 00 00	
2538LK (658.147/148)	92-97		40-A12-0	o o	006 323 09 00					
2538LK (658.149)	92-97		40-A43-0	o o	005 323 41 00					
2538LS (657.120)	92-97		40-A43-0 50-A24-0	o o o	005 323 41 00 003 326 25 00		40-772-0	o o	003 326 44 00	Leading Axle Front Trailing Axle Front
2538LS (657.520/570)	92-97		40-A43-0 50-A24-0	o o o	005 323 41 00 003 326 25 00		50-A19-0 (1) 50-A19-0 (1)	o o o	003 326 74 00 003 326 74 00	(1) 4 Per Axle Trailing Axle Front/Rear
2538LS (658.146)	92-97		40-A12-0	o o	006 323 09 00		50-A22-0 (1) 50-A22-0 (1)	o o o	002 326 92 00 002 326 92 00	(1) 4 Per Axle Trailing Axle
2538S (658.146)	92-97		40-A12-0	o o	006 323 09 00		50-A22-0 (1) 50-A22-0 (1)	o o o	002 326 92 00 002 326 92 00	(1) 4 Per Axle Trailing Axle
2544 (658.029/053/054)	92-97		40-A43-0	o o	005 323 41 00		40-779-0	o o	003 326 51 00	Trailing Axle



O.E. REF



O.E. REF

i

**MERCEDES BENZ****2500 Cont...**

2544 (658.043)	92-97		40-A43-0	o o	005 323 41 00		50-A22-0 50-A22-0	o o o o	002 326 92 00 002 326 92 00	Leading Axle Trailing Axle
2544 (658.050)	92-97		40-A43-0	o o	005 323 41 00					
2544A (655.337)	92-97		40-668-9	o o	004 323 44 00		50-A28-0	T	646 326 00 00	
2544K (655.337)	92-97		40-668-9	o o	004 323 44 00		50-A28-0	T	646 326 00 00	
2544K (658.147)	92-97		40-A12-0	o o	006 323 09 00					
2544L (655.434/436/437)	92-Ch		40-A43-0	o o	005 323 41 00		40-783-1 (1)	o o	004 326 43 00	-Ch5922798 (1) 4 Per Axle
2544L (655.434/436/437)	Ch-97		40-A43-0	o o	005 323 41 00		40-910-0 (1)	o o	004 326 65 00	Ch5922799- (1) 4 Per Axle
2544L (658.029/053/054)	92-97		40-A43-0	o o	005 323 41 00		40-779-0	o o	003 326 51 00	Trailing Axle
2544L (658.043)	92-97		40-A43-0	o o	005 323 41 00		50-A22-0 50-A22-0	o o o o	002 326 92 00 002 326 92 00	Leading Axle Trailing Axle
2544L (658.418/419/470/471)	92-Ch		40-A12-0	o o	006 323 09 00		40-783-1 (1) 40-769-0	o o   T	004 326 43 00 003 326 47 00	-Ch5463047 Trailing Axle (1) 4 Per Axle
2544L (658.418/419/470/471)	Ch-Ch		40-A43-0	o o	005 323 41 00		40-783-1 (1) 40-769-0	o o   T	004 326 43 00 003 326 47 00	Ch5463048-5922798 Trailing Axle (1) 4 Per Axle
2544L (658.418/419/470/471)	Ch-97		40-A43-0	o o	005 323 41 00		40-783-1 (1) 40-B94-0	o o   T	004 326 43 00 658 320 00 31	Ch5922799- Trailing Axle (1) 4 Per Axle
2544LS (657.570/580)	92-97		40-A43-0 50-A24-0	o o o o	005 323 41 00 003 326 25 00		50-A19-0 (1)	o o o o	003 326 74 00	(1) 4 Per Axle Trailing Axle Front
2544S (658.146/190)	92-97		40-A43-0	o o	005 323 41 00		50-A22-0 50-A22-0	o o o o	002 326 92 00 002 326 92 00	Leading Axle Trailing Axle
2550K (658.147)	92-97		40-A12-0	o o	006 323 09 00					
2550K (658.149)	92-97		40-A43-0	o o	005 323 41 00					
2550L (655.496)	92-Ch		40-A12-0 40-A43-0 (1)	o o o o	006 323 09 00 005 323 41 00		40-783-1 (2)	o o	004 326 43 00	-Ch5922798 (1) Heavy Duty (2) 4 Per Axle



O.E. REF



O.E. REF

i

**MERCEDES BENZ****2500 Cont...**

2550L (655.496)	Ch-97		40-A12-0 40-A43-0 (1)	○○○ ○○○	006 323 09 00 005 323 41 00		40-910-0 (2)	○○○	004 326 65 00	Ch5922799- (1) Heavy Duty (2) 4 Per Axle
2550L 6x2 (658.473/474)	92-Ch		40-A12-0	○○○	006 323 09 00		40-783-1 (1) 40-769-0	○○○ ○○○ T	004 326 43 00 003 326 47 00	-Ch5463047 Trailing Axle Front (1) 4 Per Axle
2550L 6x2 (658.473/474)	Ch-Ch		40-A43-0	○○○	005 323 41 00		40-783-1 (1) 40-769-0	○○○ ○○○ T	004 326 43 00 003 326 47 00	Ch5463048-Ch5922798 Trailing Axle Front (1) 4 Per Axle
2550L 6x2 (658.473/474)	Ch-97		40-A43-0	○○○	005 323 41 00		40-783-1 (1) 40-B94-0	○○○ ○○○ T	004 326 43 00 658 320 00 31	Ch5922799- Trailing Axle Front (1) 4 Per Axle
2550LS (657.585)	92-Ch		40-A43-0 50-A24-0	○○○ ○○○	005 323 41 00 003 326 25 00		50-A19-0 (1)	○○○	003 326 74 00	-Ch5934167 Trailing Axle Front (1) 4 Per Axle
2550LS (657.585)	Ch-97		40-A03-0 50-A24-0	○○○ ○○○	004 323 46 00 003 326 25 00		50-A19-0 (1)	○○○	003 326 74 00	Ch5934168- Trailing Axle Front (1) 4 Per Axle

**2600**

2629 (659.032/033)	88-94		40-724-0	○○○	004 323 45 00					
2629A (659.232/233)	88-94		40-668-9	○○○	004 323 44 00					
2629AK (659.333/334)	88-94		40-668-9	○○○	004 323 44 00					
2629AS (659.331)	88-94		40-668-9	○○○	004 323 44 00					
2629B (659.030)	88-94		40-668-9	○○○	004 323 44 00					
2629K (659.132/134)	88-94		40-668-9	○○○	004 323 44 00					
2629S (659.032/033/131)	88-94		40-724-0	○○○	004 323 45 00					
2631 (659.000/002/003/101/102/104)	92-		40-668-9	○○○	004 323 44 00					
2631A (659.203)	92-		40-668-9	○○○	004 323 44 00					
2631AK (659.304)	92-		40-668-9	○○○	004 323 44 00					
2631AS (659.301)	92-		40-668-9	○○○	004 323 44 00					
2631S (659.101)	92-		40-668-9	○○○	004 323 44 00					
2635 (659.038)	88-94		40-724-0	○○○	004 323 45 00					
2635A (649.237/659.237)	88-94		40-668-9	○○○	004 323 44 00					



O.E. REF



O.E. REF

i

**MERCEDES BENZ****2600 Cont...**

2635AK (649.338/339, 659.338/339)	88-94		40-668-9	o o	004 323 44 00				
2635AS (649.336, 659.336)	88-94		40-668-9	o o	004 323 44 00				
2635K (649.137/139, 659.137/139)	88-94		40-668-9	o o	004 323 44 00				
2635S (649.136/138, 659.136/138)	88-94		40-724-0	o o	004 323 45 00				
2638A,AS (659.242/341)	94-98		40-668-9	o o	004 323 44 00				
2638AK (659.343/344)	94-98		40-668-9	o o	004 323 44 00				
2638K (659.144)	94-98		40-668-9	o o	004 323 44 00				
2638,L (659.028/142/147/197)	94-98		40-668-9	o o	004 323 44 00				
2644 (659.093/142/147/191)	94-98		40-668-9	o o	004 323 44 00				
2644AK (659.343/344)	94-98		40-668-9	o o	004 323 44 00				
2644S (659.191)	94-98		40-668-9	o o	004 323 44 00				

**3000**

3025 (625.005/009)	85-90		40-B17-0	o o	004 323 99 00				
3025K (625.009)	85-90		40-B17-0	o o	004 323 99 00				Leading Axle
			40-B17-0	o o	004 323 99 00				Trailing Axle

**3200**

3229 (625.101)	92-93		40-B17-0	o o	004 323 99 00				Leading Axle
			40-B17-0	o o	004 323 99 00				Trailing Axle
3229B (625.105)	92-93		40-B17-0	o o	004 323 99 00				Leading Axle
			40-B17-0	o o	004 323 99 00				Trailing Axle
3229K (625.105/108)	92-93		40-B17-0	o o	004 323 99 00				Leading Axle
			40-B17-0	o o	004 323 99 00				Trailing Axle
3234B (625.115)	93-98		40-B17-0	o o	004 323 99 00				Leading Axle
			40-B17-0	o o	004 323 99 00				Trailing Axle
3234K (625.118/119)	93-98		40-B17-0	o o	004 323 99 00				Leading Axle
			40-B17-0	o o	004 323 99 00				Trailing Axle

**3500**

3538 8x4 (625.135-137)	88-94		40-668-9	o o	004 323 44 00				Leading Axle
			40-668-9	o o	004 323 44 00				Trailing Axle
3538AK (625.249/269)	88-94		40-668-9	o o	004 323 44 00				Leading Axle
			40-668-9	o o	004 323 44 00				Trailing Axle
3538AK (625.258/259)	88-94		40-668-9	o o	004 323 44 00				Trailing Axle



O.E. REF



O.E. REF

i

**MERCEDES BENZ****3500 Cont...**

3538K (625.136/137/149/269)	88-94		40-668-9	o o	004 323 44 00				Leading Axle
			40-668-9	o o	004 323 44 00				Trailing Axle
3538K (625.258/259)	88-94		40-668-9	o o	004 323 44 00				Trailing Axle

**ACTROS**

1831 (950.003-008)	97-		40-B39-0	o o	005 323 95 00		40-B42-0	o o	006 326 05 00	Trailing Axle
			40-B38-0	o o	006 323 16 00		40-B37-0 (1)	o o	005 326 10 00	Check OE Refs
			40-B41-0	o o	006 323 33 00		50-B36-0 (1)	o o	005 326 09 00	(1) 4 Per Axle
			40-B40-0	o o	005 323 96 00		50-B37-0 (1)	o o	005 326 60 00	
1831L (950.034-038/044/046)	97-		40-B73-0	o o	006 323 51 00		40-B42-0	o o	006 326 05 00	Trailing Axle
			40-B43-0	o o	006 323 83 00		50-B38-0	o o	005 326 12 00	Check OE Refs
							50-B39-0	o o	005 326 25 00	
1831LS (954.002/003/032/033/042)	97-	≡	40-B43-0	o o	006 323 83 00	≡	50-B40-0	o o	005 326 11 00	
1831S (954.002/003/032/033/042)	97-		40-B44-0	o o	005 323 91 00		40-B37-0	o o	005 326 10 00	Check OE Refs
			40-B39-0	o o	005 323 95 00					
			40-B41-0	o o	006 323 33 00					
1835 (950.003-008)	97-		40-B39-0	o o	005 323 95 00		40-B42-0	o o	006 326 05 00	Trailing Axle
			40-B38-0	o o	006 323 16 00		40-B37-0 (1)	o o	005 326 10 00	Check OE Refs
			40-B41-0	o o	006 323 33 00		50-B36-0 (1)	o o	005 326 09 00	(1) 4 Per Axle
			40-B40-0	o o	005 323 96 00		50-B37-0 (1)	o o	005 326 60 00	
1835L (950.034-038/044/046)	97-		40-B73-0	o o	006 323 51 00		40-B42-0	o o	006 326 05 00	Trailing Axle
			40-B43-0	o o	006 323 83 00		50-B38-0	o o	005 326 12 00	Check OE Refs
							50-B39-0	o o	005 326 25 00	
1835LS (954.002/003/032/033/042)	97-	≡	40-B43-0	o o	006 323 83 00	≡	50-B40-0	o o	005 326 11 00	
1835S (954.002/003/032/033/042)	97-		40-B44-0	o o	005 323 91 00		40-B37-0	o o	005 326 10 00	Check OE Refs
			40-B39-0	o o	005 323 95 00					
			40-B41-0	o o	006 323 33 00					
1840 (950.004/006/007)	97-		40-B39-0	o o	005 323 95 00		40-B42-0	o o	006 326 05 00	Trailing Axle
			40-B38-0	o o	006 323 16 00		40-B37-0 (1)	o o	005 326 10 00	Check OE Refs
			40-B41-0	o o	006 323 33 00		50-B36-0 (1)	o o	005 326 09 00	(1) 4 Per Axle
			40-B40-0	o o	005 323 96 00		50-B37-0 (1)	o o	005 326 60 00	
1840L (950.034-037/044/046)	97-	≡	40-B73-0	o o	006 323 51 00	≡	40-B42-0	o o	006 326 05 00	Trailing Axle
			40-B43-0	o o	006 323 83 00	≡	50-B38-0	o o	005 326 12 00	Check OE Refs
						≡	50-B39-0	o o	005 326 25 00	



O.E. REF



O.E. REF

i

**MERCEDES BENZ****ACTROS Cont...**

1843 (950.004/006)	97-		40-B39-0 40-B38-0 40-B41-0 40-B40-0	o o o o o o o o	005 323 95 00 006 323 16 00 006 323 33 00 005 323 96 00		40-B42-0 40-B37-0 (1) 50-B36-0 (1) 50-B37-0 (1)	o o o o o o o o	006 326 05 00 005 326 10 00 005 326 09 00 005 326 60 00	Trailing Axle Check OE Refs (1) 4 Per Axle
1843L (950.034/036)	97-	≡	40-B73-0 40-B43-0	o o o o	006 323 51 00 006 323 83 00	≡	40-B42-0 50-B38-0 50-B39-0	o o o o o o	006 326 05 00 005 326 12 00 005 326 25 00	Trailing Axle Check OE Refs
1843LS (954.002/003/032/033/042)	97-	≡	40-B43-0	o o	006 323 83 00	≡	50-B40-0	o o	005 326 11 00	
1843S (954.002/003/032/033/042)	97-		40-B44-0 40-B39-0 40-B41-0	o o o o o o	005 323 91 00 005 323 95 00 006 323 33 00		40-B37-0	o o	005 326 10 00	Check OE Refs
1848 (950.004/006)	97-		40-B39-0 40-B38-0 40-B41-0 40-B40-0	o o o o o o o o	005 323 95 00 006 323 16 00 006 323 33 00 005 323 96 00		40-B42-0 40-B37-0 (1) 50-B36-0 (1) 50-B37-0 (1)	o o o o o o o o	006 326 05 00 005 326 10 00 005 326 09 00 005 326 60 00	Trailing Axle Check OE Refs (1) 4 Per Axle
1848L (950.034/036)	97-	≡	40-B73-0 40-B43-0	o o o o	006 323 51 00 006 323 83 00	≡	40-B42-0 50-B38-0 50-B39-0	o o o o o o	006 326 05 00 005 326 12 00 005 326 25 00	Trailing Axle Check OE Refs
1848LS (954.002/003/032/033/042)	97-	≡	40-B43-0	o o	006 323 83 00	≡	50-B40-0	o o	005 326 11 00	
1848S (954.002/003/032/033/042)	97-		40-B44-0 40-B39-0 40-B41-0	o o o o o o	005 323 91 00 005 323 95 00 006 323 33 00		40-B37-0	o o	005 326 10 00	Check OE Refs
1853 (950.004/006)	97-		40-B39-0 40-B38-0 40-B41-0 40-B40-0	o o o o o o o o	005 323 95 00 006 323 16 00 006 323 33 00 005 323 96 00		40-B42-0 40-B37-0 (1) 50-B36-0 (1) 50-B37-0 (1)	o o o o o o o o	006 326 05 00 005 326 10 00 005 326 09 00 005 326 60 00	Trailing Axle Check OE Refs (1) 4 Per Axle
1853L (950.034/036)	97-	≡	40-B73-0 40-B43-0	o o o o	006 323 51 00 006 323 83 00	≡	40-B42-0 50-B38-0 50-B39-0	o o o o o o	006 326 05 00 005 326 12 00 005 326 25 00	Trailing Axle Check OE Refs
1853LS (954.002/003/032/033/042)	97-	≡	40-B43-0	o o	006 323 83 00	≡	50-B40-0	o o	005 326 11 00	
1853S (954.002/003/032/033/042)	97-		40-B44-0 40-B39-0 40-B41-0	o o o o o o	005 323 91 00 005 323 95 00 006 323 33 00		40-B37-0	o o	005 326 10 00	Check OE Refs



O.E. REF



O.E. REF

i

**MERCEDES BENZ****ACTROS Cont...**

1857L (950.034)	97-	≡	40-B73-0 40-B43-0	○ ○ ○	006 323 51 00 006 323 83 00	≡ ≡	40-B42-0 50-B38-0 50-B39-0	○ ○ ○ ○ ○	006 326 05 00 005 326 12 00 005 326 25 00	Trailing Axle Check OE Refs
1857LS (954.032/033)	97-	≡	40-B43-0	○	006 323 83 00	≡	50-B40-0	○	005 326 11 00	
2531L (950.203-205/224/225)	98-	≡	40-B73-0 40-B43-0	○ ○ ○	006 323 51 00 006 323 83 00	≡ ≡	40-B42-0 50-B38-0 50-B39-0	○ ○ ○ ○ ○	006 326 05 00 005 326 12 00 005 326 25 00	Trailing Axle Check OE Refs
2535L (950.203-205/213/214/223-225)	97-	≡	40-B43-0	○	006 323 83 00	≡	40-B42-0 50-B38-0 50-B39-0	○ ○ ○ ○ ○	006 326 05 00 005 326 12 00 005 326 25 00	Trailing Axle Check OE Refs
2540L (950.203-205/214/215)	97-	≡	40-B73-0 40-B43-0	○ ○ ○	006 323 51 00 006 323 83 00	≡ ≡	40-B42-0 50-B38-0 50-B39-0	○ ○ ○ ○ ○	006 326 05 00 005 326 12 00 005 326 25 00	Trailing Axle Check OE Refs
2543L (950.203-205/214/215)	97-	≡	40-B73-0 40-B43-0	○ ○ ○	006 323 51 00 006 323 83 00	≡ ≡	40-B42-0 50-B38-0 50-B39-0	○ ○ ○ ○ ○	006 326 05 00 005 326 12 00 005 326 25 00	Trailing Axle Check OE Refs
2548L (950.203-205)	97-	≡	40-B73-0 40-B43-0	○ ○ ○	006 323 51 00 006 323 83 00	≡ ≡	40-B42-0 50-B38-0 50-B39-0	○ ○ ○ ○ ○	006 326 05 00 005 326 12 00 005 326 25 00	Trailing Axle Check OE Refs
2553L (950.203-205)	97-	≡	40-B73-0 40-B43-0	○ ○ ○	006 323 51 00 006 323 83 00	≡ ≡	40-B42-0 50-B38-0 50-B39-0	○ ○ ○ ○ ○	006 326 05 00 005 326 12 00 005 326 25 00	Trailing Axle Check OE Refs
2557L (950.203)	98-	≡	40-B43-0	○	006 323 83 00	≡	40-B42-0 50-B38-0 50-B39-0	○ ○ ○ ○ ○	006 326 05 00 005 326 12 00 005 326 25 00	Trailing Axle Check OE Refs
2640 (950.143)	98-		40-B39-0 40-B38-0 40-B41-0 40-B40-0	○ ○ ○ ○ ○	005 323 95 00 006 323 16 00 006 323 33 00 005 323 96 00		40-B42-0 40-B37-0 50-B36-0 (1) 50-B37-0 (1)	○ ○ ○ ○ ○	006 326 05 00 005 326 10 00 005 326 09 00 005 326 60 00	Trailing Axle Check OE Refs (1) 4 Per Axle
2640 (953.141)	98-		40-B41-0 40-B40-0 40-B40-0	○ ○ ○ ○	006 323 33 00 005 323 96 00 005 323 96 00		50-B36-0 (1)	○	005 326 09 00	Check OE Refs (1) 4 Per Axle Trailing Axle Front



O.E. REF



O.E. REF

i

**MERCEDES BENZ****ACTROS Cont...**

2640L (950.242-244)	98-		40-B73-0 40-B43-0		006 323 51 00 006 323 83 00		40-B42-0 50-B38-0 50-B39-0		006 326 05 00 005 326 12 00 005 326 25 00	Trailing Axle Check OE Refs
2640S (954.141)	98-		40-B44-0 40-B39-0 40-B41-0		005 323 91 00 005 323 95 00 006 323 33 00		40-B37-0		005 326 10 00	Check OE Refs
3343 (950.163)	98-		40-B39-0 40-B38-0 40-B41-0 40-B40-0		005 323 95 00 006 323 16 00 006 323 33 00 005 323 96 00		40-B42-0 40-B37-0 50-B36-0 (1) 50-B37-0 (1)		006 326 05 00 005 326 10 00 005 326 09 00 005 326 60 00	Trailing Axle Check OE Refs (1) 4 Per Axle
3343S (954.161)	98-		40-B44-0 40-B39-0 40-B41-0		005 323 91 00 005 323 95 00 006 323 33 00		40-B37-0		005 326 10 00	Check OE Refs

**ATEGO**

815 (970.021-023/025/027)	98-		32-D76-0		970 323 00 00		32-D77-0		970 326 00 00	Long Cab
815 (970.211-213)	98-		32-D76-0		970 323 00 00					Long Cab
817 (970.021-023/025/027)	98-		32-D76-0		970 323 00 00		32-D77-0		970 326 00 00	Long Cab
817 (970.211-213)	98-		32-D76-0		970 323 00 00					Long Cab
917 (970.031-033/035/037)	98-		32-D76-0		970 323 00 00		32-D77-0		970 326 00 00	Long Cab
1017 (970.042/043/045/047)	98-		32-D76-0		970 323 00 00		32-D77-0		970 326 00 00	Long Cab
1217 (970.053/055/057/058)	98-		32-D75-0		974 323 06 00		50-B42-0		974 326 04 00	Short Cab
1223 (970.053/055/057/058)	98-		32-D75-0		974 323 06 00		50-B42-0		974 326 04 00	Short Cab
1317 (970.063/065/067/068)	98-		32-D75-0		974 323 06 00		50-B42-0		974 326 04 00	Short Cab
1323 (970.063/065/067/068)	98-		32-D75-0		974 323 06 00		50-B42-0		974 326 04 00	Short Cab
1523 (970.073/075/077/078)	98-		32-D75-0		974 323 06 00		50-B42-0		974 326 04 00	Short Cab
1823 (950.501-509)	98-		40-B38-0 40-B39-0 40-B41-0		006 323 16 00 005 323 95 00 006 323 33 00		40-B47-0 40-B37-0		005 326 33 00 005 326 10 00	Check OE Refs
1823AK (952.562/563)	98-		40-B41-0		006 323 33 00		40-B47-0		005 326 33 00	
1823K (952.502/503)	98-		40-B48-0 40-B41-0		005 323 97 00 006 323 33 00		40-B47-0		005 326 33 00	Check OE Refs



O.E. REF



O.E. REF

i

**MERCEDES BENZ****ATEGO Cont...**

1823L (950.531-539)	98-		40-B39-0 40-B38-0 40-B41-0 40-B43-0	o o o o o o o o	005 323 95 00 006 323 16 00 006 323 33 00 006 323 83 00		50-B38-0	o o	005 326 12 00	Front Axle Load 7.5,8.0 Ton Front Axle Load 7.1 Ton Front Axle Load 9.0 Ton Check OE Refs
1823LS (954.532)	98-		40-B39-0 40-B38-0	o o o o	005 323 95 00 006 323 16 00		50-B40-0	o o	005 326 11 00	Front Axle Load 7.5,8.0 Ton Front Axle Load 7.1 Ton
1828 (950.501-508)	98-		40-B39-0 40-B38-0 40-B41-0	o o o o o	005 323 95 00 006 323 16 00 006 323 33 00		40-B47-0 40-B37-0	o o o	005 326 33 00 005 326 10 00	Check OE Refs
1828A (950.562/563)	98-		40-B41-0	o o	006 323 33 00		40-B37-0	o o	005 326 10 00	
1828AK (952.562/563)	98-		40-B41-0	o o	006 323 33 00		40-B47-0	o o	005 326 33 00	
1828K (952.502/503)	98-		40-B48-0 40-B41-0	o o o o	005 323 97 00 006 323 33 00		40-B47-0	o o	005 326 33 00	Check OE Refs
1828L (950.531-538)	98-		40-B38-0 40-B39-0 40-B43-0 40-B41-0	o o o o o o	006 323 16 00 005 323 95 00 006 323 83 00 006 323 33 00		50-B38-0	o o	005 326 12 00	Check OE Refs
1828LS (954.532)	98-		40-B39-0 40-B38-0	o o o	005 323 95 00 006 323 16 00		50-B40-0	o o	005 326 11 00	Front Axle Load 7.5,8.0 Ton Front Axle Load 7.1 Ton
2528L (950.623-626)	98-		40-B39-0	o o	005 323 95 00					Leading Axle Front
2528L (950.602-605)	98-		40-B38-0 40-B39-0 40-B43-0 40-B41-0	o o o o o	006 323 16 00 005 323 95 00 006 323 83 00 006 323 33 00		50-B38-0 40-B42-0	o o o	005 326 12 00 006 326 05 00	Check OE Refs Trailing Axle
2628 (950.642/643)	98-		40-B38-0 40-B39-0 40-B41-0	o o o o	006 323 16 00 005 323 95 00 006 323 33 00		50-B36-0	o o	005 326 09 00	Check OE Refs
2628B (953.641/643)	98-		40-B41-0 40-B48-0	o o	006 323 33 00 005 323 97 00		50-B36-0	o o	005 326 09 00	Check OE Refs



O.E. REF



O.E. REF



# MERCEDES BENZ

## AXOR

1835	02-		40-B88-0	o o	006 323 54 00		50-B57-0	o o	946 326 00 00	Check OE Refs
1840	02-		40-B88-0	o o	006 323 54 00		50-B57-0	o o	946 326 00 00	Check OE Refs
1843	02-		40-B88-0	o o	006 323 54 00		50-B57-0	o o	946 326 00 00	Check OE Refs
2535	02-		40-B88-0	o o	006 323 54 00		50-B57-0	o o	946 326 00 00	Check OE Refs
2540	02-		40-B88-0	o o	006 323 54 00		50-B57-0	o o	946 326 00 00	Check OE Refs
2543	02-		40-B88-0	o o	006 323 54 00		50-B57-0	o o	946 326 00 00	Check OE Refs

## VARIO

512D	96-		32-A52-0	o o	005 323 09 00		32-B62-0	o o	004 326 06 00	
614D	96-		32-A52-0	o o	005 323 09 00					
814D	96-		32-A52-0	o o	005 323 09 00		30-A61-0	o o	004 326 67 00	
814D	96-		30-A80-0	o o	006 323 44 00		40-C14-0	o o	005 326 71 00	

# RVI

## 50 SERIES Van,Chassis Cab

S35, S46, S56, S66	81-87		35-400-0	T	349203-00		35-402-0	T	375110-00	
--------------------	-------	--	----------	---	-----------	--	----------	---	-----------	--

## 100 SERIES Commando

G08 7.38t Rigid,Tipper	81-89		35-401-0	T	37510807		35-404-0	o o	35405200	Standard Duty Springs
G09 8.5t Rigid,Tipper	81-86		35-401-0	T	37510807		35-406-0	o o	35405400	Standard Duty Springs
G10 9.7-9.84t Rigid,Tipper	81-89		35-401-0	T	37510807		35-406-0	o o	35405400	Standard Duty Springs
G11 11.2t Rigid,Tipper	81-89		35-401-0	T	37510807		35-406-0	o o	35405400	Standard Duty Springs
G12 11.8-12.3t Rigid Tipper	81-89		35-401-0	T	37510807		35-406-0	o o	35405400	Standard Duty Springs
G13 13t Rigid,Tipper	81-89		35-401-0	T	37510807		35-406-0	o o	35405400	Standard Duty Springs
G15 14.5t Rigid,Tipper	81-86		35-401-0	T	37510807		35-406-0	o o	35405400	Standard Duty Springs
G16 15-16t Rigid,Tipper	81-88		35-401-0	T	37510807					
G17 17t Rigid,Tipper	88-89		35-401-0	T	37510807					
G18 18t Tractor Unit	81-86		35-401-0	T	37510807		35-404-0	o o	35405200	
G20 20t Tractor Unit	81-89		35-401-0	T	37510807					
G25 20-26.42t Tractor Unit	3.87-89		35-401-0	T	37510807					

## MAGNUM

AE520	95-97						50-307-5	o o	5000 790 689	
-------	-------	--	--	--	--	--	----------	--------	--------------	--



O.E. REF



O.E. REF

i

# SCANIA

## 80 SERIES

L80, LB80

35-513-0



216977

## 81 SERIES

L81, LB81

35-513-0



216977

## 82 SERIES

G82 M 4x2

80-86



40-A15-0



1340252

G82 ML 4x2

80-86



40-A17-0



1110588

35-611-0



279927

P82 6x2

80-86



40-A17-0



1110588



P82 6x2

80-86



40-A17-0



1110588



35-813-0



1323476

Leading Axle



35-813-0



1323476

Trailing Axle

## 92 SERIES

G92 M, MD 4x2

80-88



40-A15-0



1340252

G92 MDL, ML 4x2

80-88



40-A17-0



1110588

35-611-0



279927

P92 HK 4x2

80-88



40-A15-0



1340252

P92 ML 4x2, 6x2

80-88



40-A17-0



1110588

35-611-0



279927

P92 H, M 4x2, 6x2

80-88



40-A15-0



1340252

40-A16-0



1110589



40-A17-0



1110588

P92 MA 4x2

80-88



40-A17-0



1110588



40-A16-0



1110589

R92 ML 4x2, 6x2

80-88



40-A17-0



1110588

35-611-0



279927

R92 H, M 4x2, 6x2

80-88



40-A15-0



1340252

40-A16-0



1110589



40-A17-0



1110588

R92 MA 4x2

80-88



40-A17-0



1110588



40-A16-0



1110589

## 93 SERIES

### Front

88-96



40-A15-0



1340252



40-A30-0



1315959



40-A17-0



1110588

Check O.E. Reference

Rigid

88-96



40-A30-0



1315959

Rigid

88-96



50-A36-0



1327211

8x4 Rigid (MK)

88-96



40-A15-0



1340252

Tractor Unit

88-96



50-A36-0



1327211

16mm Eye Diameter



50-A32-0



1111056

22mm Eye Diameter

Tractor Unit

88-96



40-C36-0



1314479

Twin Steer Axle

88-96



50-C35-0



1331755



O.E. REF



O.E. REF

i

# SCANIA

## 93 SERIES

### Rear

4x2, 6x2, 6x4	88-96						35-611-0 40-A16-0		279927 1110589	Check O.E. Reference
4x2, 6x2, 6x4	88-8/95						40-A49-0 35-813-0		1309129 1323476	Check O.E. Reference
4x2A/B, 6x2A/B, 6x4	9/95-96						50-B27-0		1377056	20mm Eye Diameter

## 94 SERIES

Rigid	96-		40-B26-0 40-B27-0		1388417 1370267		50-B28-0		1380425	AM620 And AM920 Front Axle Check O.E. Ref For Front
Rigid	96-		40-B25-0		1371448		50-B28-0		1380425	AMA860 Front Axle
Rigid	96-		40-B27-0		1370267		50-B28-0		1380425	AM740 Front Axle
Rigid	96-		40-B25-0		1371448		50-B28-0		1380425	
Tractor Unit	96-		40-B27-0		1370267		50-B28-0		1380425	
Tractor Unit	96-		40-B25-0		1371448		50-B28-0		1380425	

## 112 SERIES

P112 H, M 4x2, 6x2	81-88		40-A15-0 40-A17-0		1340252 1110588		40-A16-0 35-611-0		1110589 279927	
P112 H 8x2	81-88		40-A15-0		1340252					
P112 HK 4x4, 6x6	81-88		40-A15-0		1340252					
P112 ML 4x2, 6x2	81-88		40-A17-0		1110588		35-611-0		279927	
R112 H, M 4x2, 6x2	81-88		40-A15-0 40-A17-0		1340252 1110588		40-A16-0		1110589	
R112 HL 6x4	81-88		40-A17-0		1110588					
R112 MA 4x2	81-88		40-A17-0		1110588		40-A16-0		1110589	
R112 ML 4x2, 6x2	81-88		40-A17-0		1110588					



O.E. REF



O.E. REF

i

# SCANIA

## 113 SERIES

### Front

	88-96		40-A15-0 40-A30-0 40-A17-0		1340252 1315959 1110588					Check O.E. Reference
Rigid	88-96		40-A30-0		1315959					
Rigid	88-96		50-A36-0		1327211					
8x4 Rigid (MK)	88-96		40-A15-0		1340252					
Tractor Unit	88-96		50-A36-0 50-A32-0		1327211 1111056					16mm Eye Diameter 22mm Eye Diameter
Tractor Unit	88-96		40-C36-0		1314479					
Twin Steer Axle	88-96		50-C35-0		1331755					

### Rear

4x2, 6x2, 6x4	88-96						35-611-0 40-A16-0		279927 1110589	Check O.E. Reference
4x2, 6x2, 6x4	88-8/95						40-A49-0 35-813-0		1309129 1323476	Check O.E. Reference
4x2A/B, 6x2A/B, 6x4	9/95-96						50-B27-0		1377056	20mm Eye Diameter

## 114 SERIES

Rigid	96-		40-B26-0 40-B27-0		1388417 1370267		50-B28-0		1380425	AM620 And AM920 Front Axle Check O.E. Ref For Front
Rigid	96-		40-B25-0		1371448		50-B28-0		1380425	AMA860 Front Axle
Rigid	96-		40-B27-0		1370267		50-B28-0		1380425	AM740 Front Axle
Rigid	96-		40-B25-0		1371448		50-B28-0		1380425	
Tractor Unit	96-		40-B27-0		1370267		50-B28-0		1380425	
Tractor Unit	96-		40-B25-0		1371448		50-B28-0		1380425	

## 124 SERIES

P124 LA, LB 4x2, 6x2, 6x4 A	96-		40-B27-0		1370267		50-B28-0		1380425	Rear Axle ADA1300
P124 LA, LB 4x2, 6x2 B	96-		40-B25-0		1371448		50-B28-0		1380425	Rear Axle ADA1300
P124 LA, LB 4x2 NA	96-		40-B27-0		1370267					
P124 LA, LB 6x4 B	96-						50-B28-0 50-B28-0		1380425 1380425	Rear Axle ADA1300 Trailing Axle
P124 LB 6x2 NA	96-		40-B27-0		1370267		40-B24-0		1353105	Rear Axle ASA80
P124 LB 6x2 NB	96-						40-B24-0		1353105	Rear Axle ASA80



O.E. REF



O.E. REF

i

# SCANIA

## 124 SERIES Cont...

R124 LA, LB 4x2, 6x2, 6x4 A	96-		40-B27-0		1370267		50-B28-0		1380425	Rear Axle ADA1300
R124 LA, LB 4x2, 6x2 B	96-		40-B25-0		1371448		50-B28-0		1380425	Rear Axle ADA1300
R124 LA, LB 4x2 NA	96-		40-B27-0		1370267					
R124 LA 6x4 B	96-						50-B28-0		1380425	Rear Axle ADA1300
							50-B28-0		1380425	Trailing Axle
R124 LB 6x2 NA	96-		40-B27-0		1370267		40-B24-0		1353105	Rear Axle ASA80
R124 LB 6x2 NB	96-						40-B24-0		1353105	Rear Axle ASA80
T124 LA, LB 4x2, 6x2 B	96-		40-B25-0		1371448		50-B28-0		1380425	Rear Axle ADA1300
T124 LA, LB 6x4 B	96-						50-B28-0		1380425	Rear Axle ADA1300
							50-B28-0		1380425	Trailing Axle
T124 LA, LB 4x2, 6x2, 6x4 A	96-		40-B26-0		1388417		50-B28-0		1380425	Rear Axle ADA1300
T124 LA, LB 4x2 NA	96-		40-B26-0		1388417					
T124 LB 6x2 LB	96-						40-B24-0		1353105	Rear Axle ASA80
T124 LB 6x2 LA	96-		40-B26-0		1388417		40-B24-0		1353105	Rear Axle ASA80

## 142

R142 E 6x4	81-88		40-A15-0		1340252					
			40-A17-0		1110588					
R142 H 4x2, 6x2	81-88		40-A17-0		1110588		40-A16-0		1110589	
R142 H 4x2, 6x2, 6x6	81-88		40-A15-0		1340252					
R142 H 8x2	81-88		40-A15-0		1340252					
R142 HL 4x2, 6x2	81-88		40-A17-0		1110588					
R142 M 4x2, 6x2	81-88		40-A15-0		1340252		40-A16-0		1110589	
			40-A17-0		1110588					
R142 MA 4x2	81-88		40-A17-0		1110588		40-A16-0		1110589	
R142 ML 6x2, 6x4	81-88		40-A17-0		1110588		40-A49-0		1309129	Steered Axle Rear

## 143

R143 M, MA 4x2	88-96		50-A32-0		1111056		35-813-0		1323476	
R143 MA 6x2, 6x4	88-96		50-A36-0		1327211		35-813-0		1323476	Leading Axle
							35-813-0		1323476	Trailing Axle
R143 ML 6x2, 6x4	88-96		40-A15-0		1340252		40-A16-0		1110589	Leading Axle
R143 ML 6x2, 6x4	88-96		40-A15-0		1340252		35-813-0		1323476	Leading Axle
R143 ML 6x2, 6x4	88-96		40-A17-0		1110588		40-A16-0		1110589	Leading Axle
R143 ML 6x2, 6x4	88-96		40-A17-0		1110588		35-813-0		1323476	Leading Axle



O.E. REF



O.E. REF

i

# SCANIA

## 143 SERIES Cont...

R143 8x4	88-96		40-A15-0		1340252		40-A16-0		1110589	Leading Axle
R143 8x4	88-96		40-A15-0		1340252		35-813-0		1323476	Leading Axle
R143 8x4	88-96		40-A17-0		1110588		40-A16-0		1110589	Leading Axle
R143 8x4	88-96		40-A17-0		1110588		35-813-0		1323476	Leading Axle
Twin Steer Axle	88-96		50-C35-0		1331755					

## 144 SERIES

P144 CA, GA, LA 4x2, 6x2, 6x4	96-		40-B26-0		1388417		50-B28-0		1380425	Check O.E. Ref On Front
			40-B27-0		1370267		40-B24-0		1353105	Check O.E. Ref On Rear
P144 CA, GA, LA 4x2, 6x2, 6x4	96-		40-B25-0		1371448		50-B28-0		1380425	Check O.E. Ref On Rear
							40-B24-0		1353105	
P144 CA, GA, LA 8x2, 8x4	96-		40-B26-0		1388417		50-C13-0		1388416	
R144 CA, GA, LA 4x2, 6x2, 6x4	96-		40-B26-0		1388417		50-B28-0		1380425	Check O.E. Ref On Front
			40-B27-0		1370267		40-B24-0		1353105	Check O.E. Ref On Rear
R144 CA, GA, LA 4x2, 6x2, 6x4	96-		40-B25-0		1371448		50-B28-0		1380425	Check O.E. Ref On Rear
							40-B24-0		1353105	Check O.E. Ref On Rear
R144 CA, GA, LA 8x2, 8x4	96-		40-B26-0		1388417		50-C13-0		1388416	
T144 CA, GA, LA 4x2, 6x2, 6x4	96-		40-B26-0		1388417					
T144 CA, GA, LA 4x2, 6x2, 6x4	96-		40-B25-0		1371448					

# SEDDON ATKINSON

## 201 SERIES

201 4x2 Rigid,Tipper	82-86		35-320-0							
----------------------	-------	--	----------	--	--	--	--	--	--	--

## 2.11 SERIES

2.11 4x2 Rigid,Tipper	86-93		35-320-0							
-----------------------	-------	--	----------	--	--	--	--	--	--	--

## 301 SERIES

301 6x4 Rigid,Tipper	83-87		35-506-0				35-330-0			Rear Norde Suspension
----------------------	-------	--	----------	--	--	--	----------	--	--	-----------------------

## 3.11 SERIES

3.11 6x4 Rigid,Tipper	87-93		35-506-0				35-330-0			Rear Norde Suspension
-----------------------	-------	--	----------	--	--	--	----------	--	--	-----------------------

3.11 4x2 Tractor Unit	89-92		40-871-0				40-871-0			
-----------------------	-------	--	----------	--	--	--	----------	--	--	--

## 401 SERIES

401 Rigid 8x4	83-85		35-506-0				35-330-0			Rear Norde Suspension
---------------	-------	--	----------	--	--	--	----------	--	--	-----------------------

401 4x2, 6x2 Tractor Unit	80-87		40-871-0				40-871-0			
---------------------------	-------	--	----------	--	--	--	----------	--	--	--



O.E. REF



O.E. REF

i

# SEDDON ATKINSON

## 4.11 SERIES

4.11 4x2, 6x2 Tractor Unit	87-88		40-871-0	⊥			40-871-0	⊥	
----------------------------	-------	--	----------	---	--	--	----------	---	--

## STRATO

38t 4x2, 6x2 Tractor Unit	88-94		40-876-1	⊙	3300037R1		40-875-0	⊥	3300047R1
---------------------------	-------	--	----------	---	-----------	--	----------	---	-----------

# VOLVO

## FL6

FL612, FL614	85-00	☺	32-928-0	⊙	1591737	≡	50-C37-0	⊙	6794746
--------------	-------	---	----------	---	---------	---	----------	---	---------

FL616, FL617	85-91					≡	50-C37-0	⊙	6794746
--------------	-------	--	--	--	--	---	----------	---	---------

## F7

F7 4x2,6x2,6x4 Rigid	78-85	☺	32-888-2	⊙	1608888	☺	40-A08-0	⊥	1591501
----------------------	-------	---	----------	---	---------	---	----------	---	---------

F7 4x2,6x2 Rigid	78-85	☺				≡	40-A08-0	⊥	1591501
------------------	-------	---	--	--	--	---	----------	---	---------

F7 4x2,6x2,6x4 Tractor Unit	78-85	☺	32-888-2	⊙	1608888	☺	40-A08-0	⊥	1591501
-----------------------------	-------	---	----------	---	---------	---	----------	---	---------

F7 4x2,6x2 Tractor Unit	78-85	☺				≡	40-A08-0	⊥	1591501
-------------------------	-------	---	--	--	--	---	----------	---	---------

## FL7

4x2	85-98	≡	40-818-0	⊙	1609001	≡	50-B22-0	⊙	1609005
-----	-------	---	----------	---	---------	---	----------	---	---------

4x2 Rigid	85-98	☺	32-D60-0	⊙	1613248	☺	40-A33-0	⊥	1610919
-----------	-------	---	----------	---	---------	---	----------	---	---------

4x2 Rigid	85-98	☺	40-886-0	⊙	1610920	≡	50-B22-0	⊙	1609005	Check OE Refs For Front And Rear
			32-D60-0				50-A75-0			

6x2 Rigid	85-98	☺	40-886-0	⊙	1610920	≡	50-B20-0	⊙	1605163	Check OE Refs For Front
			32-D60-0				50-B21-0 (1)			

6x2, 6x4 Rigid	85-98	☺	32-D60-0	⊙	1613248	≡				
----------------	-------	---	----------	---	---------	---	--	--	--	--

6x2	85-98	≡	40-818-1	⊙	1609002	≡	50-B20-0	⊙	1605163	(1) Trailing Axle
							50-B21-0 (1)			

4x2 Tractor Unit	85-98	☺	40-886-0	⊙	1610920	☺	40-A33-0	⊥	1610919	Check OE Refs For Front
			32-D60-0							

4x2 Tractor Unit	85-98	☺	40-886-0	⊙	1610920	≡	50-B22-0	⊙	1609005	Check OE Refs For Front And Rear
			32-D60-0				50-A75-0			

6x2 Tractor Unit	85-98	☺	40-886-0	⊙	1610920	≡	50-B20-0	⊙	1605163	Check OE Refs For Front
			32-D60-0				50-B21-0 (1)			

6x2, 6x4 Tractor Unit	85-98	☺	32-D60-0	⊙	1613248	≡				
-----------------------	-------	---	----------	---	---------	---	--	--	--	--



O.E. REF



O.E. REF

i

# VOLVO

## F10

F10	78-86		32-888-2		1608888		40-A08-0		1591501	
F10	82-85		32-888-2		1608888					
F10 4x2 Tractor Unit	85-94		40-886-0		1610920					
F10 4x2 Tractor Unit	85-94		40-886-0		1610920		50-B22-0		1609005	
F10 6x2 Tractor Unit	85-94		40-886-0		1610920					
F10 6x2 Tractor Unit	85-94		40-886-0		1610920		50-B20-0 50-B21-0 (1)		1605163 1598106	(1) Trailing Axle

## FL10

4x2	85-99		40-818-0		1609001		50-B22-0		1609005	
4x2 Rigid	85-99		32-D60-0		1613248		40-A33-0		1610919	
4x2 Rigid	85-99		40-886-0		1610920		50-B22-0		1609005	Check OE Refs For Front And Rear
			32-D60-0		1613248		50-A75-0		1598105	
6x2 Rigid	85-99		40-886-0		1610920		50-B20-0		1605163	Check OE Refs For Front
			32-D60-0		1613248		50-B21-0 (1)		1598106	(1) Trailing Axle
6x2, 6x4, 8x4 Rigid	85-99		32-D60-0		1613248					
6x2	85-99		40-818-1		1609002		50-B20-0 50-B21-0 (1)		1605163 1598106	(1) Trailing Axle
4x2 Tractor Unit	85-99		40-886-0		1610920		40-A33-0		1610919	Check OE Refs For Front
			32-D60-0		1613248					
4x2 Tractor Unit	85-99		40-886-0		1610920		50-B22-0		1609005	Check OE Refs For Front And Rear
			32-D60-0		1613248		50-A75-0		1598105	
6x2 Tractor Unit	85-99		40-886-0		1610920		50-B20-0		1605163	Check OE Refs For Front
			32-D60-0		1613248		50-B21-0 (1)		1598106	(1) Trailing Axle
6x2, 6x4 Tractor Unit	85-99		32-D60-0		1613248					

## F12

F12	77-86		32-888-2		1608888		40-A08-0		1591501	
F12	82-85		32-888-2		1608888					
F12 4x2 Tractor Unit	85-94		40-886-0		1610920					
F12 4x2 Tractor Unit	85-94		40-886-0		1610920		50-B22-0		1609005	
F12 6x2 Tractor Unit	85-94		40-886-0		1610920					
F12 6x2 Tractor Unit	85-94		40-886-0		1610920		50-B20-0 50-B21-0 (1)		1605163 1598106	(1) Trailing Axle



O.E. REF



O.E. REF

i

# VOLVO

## FH12

4x2 Rigid	93-		32-B18-0		1629478		50-B30-0		1629477	
4x2 Rigid	93-		32-B18-0		1629478		50-A38-0		1629482	
6x2 Rigid	93-		32-B18-0		1629478		50-A38-0		1629482	Check OE Refs For Fronts
			40-B28-0		3987958					
6x2 Rigid	93-		40-B29-0		3987961		50-A38-0		1629482	
6x4 Rigid	93-		32-B18-0		1629478		50-B32-0		1629405	Check OE Refs For Fronts
			40-B28-0		3987958					
6x4 Rigid	93-		32-B18-0		1629478		50-B32-0		1629405	Check OE Refs For Fronts
			40-B28-0		3987958					
6x4 Rigid	93-		32-B18-0		1629478		50-A82-0		1629483	Check OE Refs For Fronts
			40-B28-0		3987958					
6x4 Rigid	93-		40-B29-0		3987961		50-B32-0		1629405	
6x4 Rigid	93-		40-B29-0		3987961		50-A82-0		1629483	
6x2, 6x4 Flatbed	93-		40-B64-0		3987595		50-B52-0		1629476	Ch. Height 810, 850, 900 mm
4x2 Tractor	93-		32-B18-0		1629478		50-B30-0		1629477	
4x2 Tractor	93-		32-B18-0		1629478		50-A38-0		1629482	
6x2, 6x4 Tractor	93-		32-B18-0		1629478		50-B32-0		1629405	
6x2, 6x4 Tractor	93-		32-B18-0		1629478		50-A82-0		1629483	Check OE Refs For Rear
							50-B31-0		1629484	Check OE Refs For Rear
6x2, 6x4 Tractor	93-		40-A79-0		3987960		50-B32-0		1629405	Check OE Refs For Fronts
			40-B29-0		3987961					
6x2, 6x4 Tractor	93-		40-A79-0		3987960		50-A82-0		1629483	Check OE Refs For Fronts And Rear
			40-B29-0		3987961		50-B31-0		1629484	

## FL12

4x2	85-99		40-818-0		1609001		50-B22-0		1609005	
4x2 Rigid	85-99		40-886-0		1610920		50-B22-0		1609005	Check OE Refs For Fronts And Rear
			32-D60-0		1613248		50-A75-0		1598105	
6x2 Rigid	85-99		40-886-0		1610920		50-B20-0		1605163	Check OE Refs For Fronts
			32-D60-0		1613248		50-B21-0 (1)		1598106	(1) Trailing Axle
6x2, 6x4, 8x4 Rigid	85-99		32-D60-0		1613248					
6x2	85-99		40-818-1		1609002		50-B20-0		1605163	(1) Trailing Axle
							50-B21-0 (1)		1598106	



O.E. REF



O.E. REF

i

# VOLVO

## FL12 Cont...

4x2 Tractor Unit	85-99		40-886-0 32-D60-0		1610920 1613248		40-A33-0		1610919	Check OE Refs For Fronts
4x2 Tractor Unit	85-99		40-886-0 32-D60-0		1610920 1613248		50-B22-0 50-A75-0		1609005 1598105	Check OE Refs For Fronts And Rear
6x2 Tractor Unit	85-99		40-886-0 32-D60-0		1610920 1613248		50-B20-0 50-B21-0 (1)		1605163 1598106	Check OE Refs For Fronts (1) Trailing Axle
6x2, 6x4 Tractor Unit	85-99		32-D60-0		1613248					

## FM12

4x2 Rigid	98-		32-B18-0		1629478		50-B30-0		1629477	
4x2 Rigid	98-		32-B18-0		1629478		50-A38-0		1629482	
6x2 Rigid	98-		32-B18-0 40-B28-0		1629478 3987958		50-A38-0		1629482	Check OE Refs For Fronts
6x2 Rigid	98-		40-B29-0		3987961		50-A38-0		1629482	
6x4 Rigid	98-		32-B18-0 40-B28-0		1629478 3987958		50-B32-0		1629405	Check OE Refs For Fronts
6x4 Rigid	98-		32-B18-0 40-B28-0		1629478 3987958		50-B32-0		1629405	Check OE Refs For Fronts
6x4 Rigid	98-		32-B18-0 40-B28-0		1629478 3987958		50-A82-0		1629483	Check OE Refs For Fronts
6x4 Rigid	98-		40-B29-0		3987961		50-B32-0		1629405	
6x4 Rigid	98-		40-B29-0		3987961		50-A82-0		1629483	
6x2, 6x4 Flatbed	98-		40-B64-0		3987595		50-B52-0		1629476	Ch. Height 810, 850, 900 mm
4x2 Tractor	98-		32-B18-0		1629478		50-B30-0		1629477	
4x2 Tractor	98-		32-B18-0		1629478		50-A38-0		1629482	
6x2, 6x4 Tractor	98-		32-B18-0		1629478		50-B32-0		1629405	
6x2, 6x4 Tractor	98-		32-B18-0		1629478		50-A82-0 50-B31-0		1629483 1629484	Check OE Refs For Rear
6x2, 6x4 Tractor	98-		40-A79-0 40-B29-0		3987960 3987961		50-B32-0		1629405	Check OE Refs For Fronts
6x2, 6x4 Tractor	98-		40-A79-0 40-B29-0		3987960 3987961		50-A82-0 50-B31-0		1629483 1629484	Check OE Refs For Fronts And Rear



O.E. REF



O.E. REF

i

**VOLVO****F16**

F16	88-		32-888-2		1608888		40-A08-0		1591501	
F16	88-		32-888-2		1608888					
F16 4x2 Tractor Unit	88-		40-886-0		1610920					
F16 4x2 Tractor Unit	88-		40-886-0		1610920		50-B22-0		1609005	
F16 6x2 Tractor Unit	88-		40-886-0		1610920					
F16 6x2 Tractor Unit	88-		40-886-0		1610920		50-B20-0		1605163	(1) Trailing Axle
							50-B21-0 (1)		1598106	





**FH16**

4x2 Rigid	93-		32-B18-0		1629478		50-B30-0		1629477	
4x2 Rigid	93-		32-B18-0		1629478		50-A38-0		1629482	
6x2 Rigid	93-		32-B18-0		1629478		50-A38-0		1629482	Check OE Refs For Fronts
			40-B28-0		3987958					
6x2 Rigid	93-		40-B29-0		3987961		50-A38-0		1629482	
6x4 Rigid	93-		32-B18-0		1629478		50-B32-0		1629405	Check OE Refs For Fronts
			40-B28-0		3987958					
6x4 Rigid	93-		32-B18-0		1629478		50-B32-0		1629405	Check OE Refs For Fronts
			40-B28-0		3987958					
6x4 Rigid	93-		32-B18-0		1629478		50-A82-0		1629483	Check OE Refs For Fronts
			40-B28-0		3987958					
6x4 Rigid	93-		40-B29-0		3987961		50-B32-0		1629405	
6x4 Rigid	93-		40-B29-0		3987961		50-A82-0		1629483	
6x2, 6x4 Flatbed	93-		40-B64-0		3987595		50-B52-0		1629476	Ch. Height 810, 850, 900 mm
4x2 Tractor	93-		32-B18-0		1629478		50-B30-0		1629477	
4x2 Tractor	93-		32-B18-0		1629478		50-A38-0		1629482	
6x2, 6x4 Tractor	93-		32-B18-0		1629478		50-B32-0		1629405	
6x2, 6x4 Tractor	93-		32-B18-0		1629478		50-A82-0		1629483	Check OE Refs For Rear
							50-B31-0		1629484	
6x2, 6x4 Tractor	93-		40-A79-0		3987960		50-B32-0		1629405	Check OE Refs For Fronts
			40-B29-0		3987961					
6x2, 6x4 Tractor	93-		40-A79-0		3987960		50-A82-0		1629483	Check OE Refs For Fronts And Rear
			40-B29-0		3987961		50-B31-0		1629484	

					O.E. REF				O.E. REF	
---	---	---	---	---	----------	---	---	---	----------	---



## ERF

### EC Series





Day, Sleeper	93-		27-B58-0		SL552/52		27-B60-0		SL552/55	
Olympic	93-		27-B59-0		SL552/54		27-B61-0		SL552/57	

## IVECO












### Euro Cargo

80E15, 80E18, 100E15, 100E18	91-				9840 8734		32-E11-0		9943 8144	
------------------------------	-----	--	--	---	-----------	--	----------	---	-----------	--
















### EuroStar










All Models	95-		27-D75-0		500348789		32-E91-0		500379698	
------------	-----	---	----------	---	-----------	---	----------	---	-----------	--

### EuroTech, EuroTrakker

All Models, Day Cab	92-		27-D75-0		500348789					Check O.E. References
			27-A73-0		9847 2611					Check O.E. References
All Models, Sleeper Cab	92-		27-D75-0		500348789		32-B23-0		9847 3215	Check O.E. References
			27-A73-0		9847 2611		32-E91-0		500379698	Check O.E. References

## MAN

F90 Series	-96		27-B04-0		81.41722.6014		27-F18-A		81.41722.6015	Short Cab
			27-A98-0		81.41722.6033		27-A97-0		81.41722.6013	Long Cab
F2000 Series	95-		27-A98-0		81.41722.6033		27-A97-0		81.43701.6629	Short Cab
			27-B04-0		81.41722.6014		27-F18-A		81.41722.6015	Long Cab
			32-B19-0		81.41722.6047		32-B21-0		81.41722.6046	Long Cab Ex. Topsleeper
			27-B09-0		81.41722.6016		27-C32-0		81.41722.6045	Long Cab Topsleeper
							32-B67-A		81.41722.6051	Long Cab Topsleeper
L2000 Series	93-						27-A72-0		85.41722.6001	Short Cab
									81.43701.6629	Long Cab
M90 Series	-96								81.43701.6629	Short Cab
M2000 Series	96-						27-A72-0		85.41722.6001	Short Cab Ex. Topsleeper
									81.43701.6629	Short Cab Topsleeper
									81.43701.6629	Long Cab Ex. Topsleeper

					O.E. REF				O.E. REF	
<b>MERCEDES</b>										
809 (673)	83-96						27-341-0	oic	673 317 02 03	Short Cab
813 (318)	-84		27-A95-0	oic	000 891 08 05					
814 (674)	83-96						27-341-0	oic	673 317 02 03	Short Cab
817 (676)	91-96									
1114 (675)	83-96						27-341-0	oic	673 317 02 03	
1117 (676)	83-98						27-341-0	oic	673 317 02 03	Short Cab
1314 (675)	83-98						27-341-0	oic	673 317 02 03	
1617 (385)	-85		27-081-0	oic	000 891 20 02					Long Cab Heavy duty
1632 (387)	73-82		32-B47-0	oic	387 890 13 19					Short Cab
1635 (645)	-89		27-057-1	oic	000 891 22 05		27-057-1	oic	000 891 22 05	Medium Cab
			27-D47-0	oic	000 891 18 05		27-D47-0	oic	000 891 18 05	Long Cab
1644 (645)	-89		27-057-1	oic	000 891 22 05		27-057-1	oic	000 891 22 05	
1729 (655)	88-92						27-D47-0	oic	000 891 18 05	Medium Cab
			27-057-1	oic	000 891 22 05		27-057-1	oic	000 891 22 05	Check O.E. Refs
1735 (655)	89-92		27-057-1	oic	000 891 22 05		27-057-1	oic	000 891 22 05	Check O.E. Refs
1748 (655)	88-92		27-057-1	oic	000 891 22 05		27-057-1	oic	000 891 22 05	
1827 (652.302/303)	92-99								620 890 02 19	
1838 (655.138/337)	92-97								620 890 02 19	Short Cab
1838 (655.035-038)	92-97		27-D47-0	oic	000 891 18 05		27-D47-0	oic	000 891 18 05	Long Cab
1838 (655.086/087)	92-97		27-057-1	oic	000 891 22 05		27-057-1	oic	000 891 22 05	Long Cab
1838 (655.182/183/434/436/437/484 486/487/532/533/538/582/583/588)	92-97		27-057-1	oic	000 891 22 05		27-057-1	oic	000 891 22 05	Long Cab
1844 (655.035-037)	92-97		27-057-1	oic	000 891 22 05		27-057-1	oic	000 891 22 05	Long Cab
1844 (655.093/190/191)	92-97		27-057-1	oic	000 891 22 05		27-057-1	oic	000 891 22 05	Long Cab
1844 (655.182/183/434/436/437/490 492/530/590/591)	92-97		27-057-1	oic	000 891 22 05		27-057-1	oic	000 891 22 05	Long Cab
1844 (655.138/337)	92-97								620 890 02 19	Short Cab
1850 (655.096/182/183/192/193/494 496/592)	92-97		27-057-1	oic	000 891 22 05		27-057-1	oic	000 891 22 05	Long Cab
1850 (655.138)	92-97								620 890 02 19	Short Cab
2429 (655)	88-92						27-D47-0	oic	000 891 18 05	Medium Cab
2433 (654.155/555)	Ch-92								620 890 02 19	Ch.5964561-
2524 (654.426-428)	93-98								620 890 02 19	
2527 (654.426/427/432/433)	93-98								620 890 02 19	
2534 (654.155/555)	Ch-97								620 890 02 19	Ch5964561-

					O.E. REF				O.E. REF	
---	---	---	---	---	----------	---	---	---	----------	---

## MERCEDES

2538 (655.138/337)	92-97								620 890 02 19	
2544 (655.093)	92-97		27-057-1	o	000 891 22 05		27-057-1	o	000 891 22 05	Long Cab
2544 (655.138/337)	92-97								620 890 02 19	
2550 (655.182/183/496)	92-97		27-057-1	o	000 891 22 05		27-057-1	o	000 891 22 05	Long Cab
2635 (659)	88-94		27-057-1	o	000 891 22 05					
2638 (659.028/147/242/341)	94-98								620 890 02 19	Short Cab
2644 (659.028/147)	94-98								620 890 02 19	Short Cab

### Actros

All Models	97-		27-D18-0	o	942 890 52 19		27-D19-0	o	942 890 02 19	Check O.E. Refs
			30-B61-0	o	942 890 53 19		27-D71-0	o	942 890 31 19	
			30-A72-0	o	942 890 29 19		36-A70-0	o	942 890 47 19	
			27-D91-0	o	942 890 28 19		27-D88-0	o	942 890 36 19	
			27-E68-A	o	942 890 05 19					

### Atego

815 - 1523 Models	98-		27-D78-0	o	970 317 17 03		32-G26-0	o	970 317 46 03	Check O.E. Refs
			27-D87-0	o	970 317 18 03		32-G27-0	o	970 317 44 03	
							32-G28-0	o	970 317 45 03	
							27-D76-0	o	970 317 32 03	
1823 - 2628 Models			27-E58-0	o	940 890 10 19					Check O.E. Refs
			27-E68-A	o	942 890 05 19					

### Axor

All Models	02-		27-E68-A	o	942 890 05 19					Check O.E. Refs
------------	-----	--	----------	---	---------------	--	--	--	--	-----------------

### Econic

All Models	98-		27-E68-A	o	942 890 05 19		32-G26-0	o	970 317 46 03	
------------	-----	--	----------	---	---------------	--	----------	---	---------------	--

## SCANIA

93, 113, 143	88-96						32-B55-0	o	367242	Shackle/Lever Suspension
93, 113, 143	88-96	≡	27-A90-1	o	1348118	≡	27-A90-1	o	1348118	Air Suspension. Check O.E. Ref
		≡	27-A90-0	o	1348117	≡	27-A90-0	o	1348117	
4 Series When Fitted With Sachs As Original Equipment	96-	≡	27-C37-0	o	1363120	≡	27-C35-0	o	1382829	Shock Absorber Only Bellows
		≡	27-C33-0	o	1349840	≡	27-C33-0	o	1349840	



O.E. REF



O.E. REF

i

**BEDFORD**

SB (NFM,NJM)	60-71		35-212-0	⊙ ⊙	8814772		35-212-0	⊙ ⊙	8814772	
SB (NFM,NJM)	72-						35-212-0	⊙ ⊙	8814772	
VAL (WRQ)	63-72		35-212-0	⊙ ⊙	8814772		35-204-0	⊙ ⊙	8814773	
VAM (BFP,BLP)	66-87		35-204-0	⊙ ⊙	8814773		35-204-0	⊙ ⊙	8814773	
VAS (PFK,PJK)	66-87						35-212-0	⊙ ⊙	8814772	
YLQ	67-87		35-204-0	⊙ ⊙	8814773		35-204-0	⊙ ⊙	8814773	
YMT with 2 Speed Eaton Axle	76-87		32-542-2	⊥ ⊙	2717605					
YNT with 2 Speed Eaton Axle	76-87									
YRQ with Mid Engine	71-		35-204-0	⊙ ⊙	8814773					
YRQ with Rear Engine	73-		35-506-0 35-825-1 (1)	⊥ ⊥	9966185					(1) Heavy Duty
YRT	73-		32-542-2	⊥ ⊙	2717605		35-107-0	⊥ ⊥	2717604	

**BOVA**

EUROPA	83-85					≡	40-868-0 (1)	⊥ ⊥	8.231.346.000	(1) 4 Per Axle
FUTURA	82-87		40-870-1	⊥ ⊥	410554	≡	40-870-1	⊥ ⊥	410554	
FUTURA	88-90		40-870-1	⊥ ⊥	410554	≡	40-870-1 (1)	⊥ ⊥	410554	(1) 4 Per Axle

**DAF (INC.LEYLAND)**

MB200 (Underfloor Engine)	73-77		50-334-0	⊙ ⊙	0512582	⌒	50-334-0	⊙ ⊙	0512582	
MB200, MB230	82-		50-847-0	⊥ ⊥	0271025	≡				
SB1600, SBR1600			50-334-0	⊙ ⊙	0512582		50-334-0	⊙ ⊙	0512582	
SB2300			50-847-0	⊥ ⊥	0271025	⌒	50-334-0	⊙ ⊙	0512582	
SB2300, SBR2300	87-95		50-847-0	⊥ ⊥	0271025	≡				
SBR3000 (3 Axle)			50-847-0	⊥ ⊥	0271025					
LEOPARD 30', 36' & C.I.E.	66-		35-332-0	⊥ ⊥	HRK6304					



O.E. REF



O.E. REF

i

# DAF (INC.LEYLAND)

## LYNX

Single Deck City Bus Semi-Air	85-90		40-913-0 (1) 40-914-0 (2)	† †	HRK7349 HRK7351		40-912-0 (3)	†	HRK7353	(1) Axle (2) Cross Member (3) 4 Per Axle
Single Deck City Bus Full-Air	90-93		35-332-0 (1) 35-333-0 (2)	† †	HLK6414 KLK4910		35-310-0	†	HLK6590	(1) Axle (2) Cross Member

## NATIONAL

Single Deck City Bus	10.71-9.73		35-825-1	†	10901511		35-826-0	†	10927066	
Single Deck City Bus	9.73-		35-825-1	†	10901511		35-826-0 (1)	†	10927066	(1) 4 Per Axle

## OLYMPIAN

B45 Double Deck Bus	80-		35-332-0 (1)	†	HLK6414		35-310-0	†	HLK6590	(1) Axle
High Speed Coach	84-		35-332-0 (2)	†	KLK4910					(2) Cross Member

## ROUTEMASTER

Double Deck Bus (AEC)							40-825-0	†	AAU6280	
-----------------------	--	--	--	--	--	--	----------	---	---------	--

## TIGER

290 Coach (B43)	80-		35-926-0 (1)	†	HLK2163		35-923-0 (1)	†	HLK2167	(1) 4 Per Axle
Royal Tiger	10.82-		35-923-0 (1) 35-332-0 (2)	† †	HLK2167 KLK4910		35-923-0	†	HLK2167	(1) Axle (2) Cross Member
Tiger Coach With 8" Brakes	88-		35-925-0 (1) 50-924-0 (2)	† †	HRK5267 HRK5481		35-923-0	†	HRK5269	(1) Axle (2) Cross Member

## TITAN

Double Deck Bus (B15)	6.77-		50-858-0 (1) 35-332-0 (2)	† †	HLK6592 KLK3118		35-310-0	†	HLK6590	(1) Axle (2) Cross Member
-----------------------	-------	--	------------------------------	--------	--------------------	--	----------	---	---------	------------------------------

# DENNIS

## DOMINATOR

Single and Double Deck	79-89		35-511-0	⊙	650404	≡	35-512-0	†	650293	
Single and Double Deck	77-89					≡	35-107-0	†	650009	

## DORCHESTER/DUPLE 425

Integral Coach	85-		35-310-0	†	651651					
----------------	-----	--	----------	---	--------	--	--	--	--	--



O.E. REF



O.E. REF



# DENNIS

## JAVELIN

Bus and Coach	87-		35-510-0	†	652375	≡			
Bus and Coach	87-		35-512-0	†	652723	≡	35-512-0	†	652724

## DART

Duple/Town Bus	89-		35-510-0	†	653517		35-510-0	†	653518
----------------	-----	--	----------	---	--------	--	----------	---	--------

# IVECO COACHES

Eurorider 397			≡	50-B73-0	⊙	9946 9860	≡	40-C05-0 (1)	⊙	9946 9861	(1) 4 Per Axle
---------------	--	--	---	----------	---	-----------	---	--------------	---	-----------	----------------

# KASSBOHRER

## SETRA

S210, 211, 212, 215			50-947-0	⊙	8.231.355.000		40-868-0 (1)	†	8.231.346.000	(1) 4 Per Axle
S216	-Ch.025		50-A74-0	⊙	8.231.268.000		40-868-0 (1)	†	8.231.346.000	(1) 4 Per Axle
S216	Ch.026-		50-A13-0	⊙	8.231.269.000		40-868-0 (1)	†	8.231.346.000	(1) 4 Per Axle
S228			50-A13-0	⊙	8.231.269.000		40-868-0 (1)	†	8.231.346.000	(1) 4 Per Axle

# MAN

10.180	87-92		50-B76-0	†	81.43701.6716		40-A41-0	⊙	81.43701.6610	
11.190	93-		50-B76-0	†	81.43701.6716		40-A41-0	⊙	81.43701.6610	
11.220			50-B76-0	†	81.43701.6716		40-A41-0	⊙	81.43701.6610	
18.310	92-		50-B75-0	†	81.43701.6767		40-A89-0	†	81.43701.6706	
18.370	92-		50-B75-0	†	81.43701.6767		40-A89-0	†	81.43701.6706	

## SR SERIES

SR280H (288) SR280R	78-11.86 78-		50-A54-0	†	81.43701.6541		40-A52-0 (1)	†	81.43701.6528	(1) 4 Per Axle
SR292 (880) SR292H (882)	86-1.89 86-1.89		50-A15-0	†	81.43701.6572		50-A16-0	†	81.43701.6578	
SR292 (880) SR292H (882)	2.89- 2.89-		50-A15-0	†	81.43701.6572		50-A70-0 (1)	†	81.43701.6621	(1) 4 Per Axle



O.E. REF



O.E. REF

i

## MCW (Metro Cammel Weymann)

### METROBUS

9.5M Double Deck Bus -Ch MI505	-80		50-928-0	⊕	X5810292		50-800-1	⊕	X5811115	Leading Axle
				⊕			50-800-1	⊕	X5811115	Trailing Axle
9.5M Double Deck Bus Ch MI506-	80-		50-800-0	⊕	X5810852		50-800-1	⊕	X5811115	Leading Axle
				⊕			50-809-0	⊕	X5810861	Trailing Axle

### METROLINER

11M Double Deck Coach							50-800-1	⊕	X5811115	Leading Axle
							50-809-0	⊕	X5810861	Trailing Axle
12M Double Deck Coach							50-800-1	⊕	X5811115	Leading Axle

### METRORIDER MINIBUS

25, 29, 33 Seater	87-		32-854-0	⊕	X5824875		32-165-0	⊕	X5925222	
Metrobus		⊕	50-595-0	⊕						

## MERCEDES

### VARIO

814D	96-	⊕	32-A52-0	⊕	005 323 09 00	⊕	30-A61-0	⊕	004 326 67 00	
814D	96-	⊕	30-A80-0	⊕	006 323 44 00	⊕	40-C14-0	⊕	005 326 71 00	










## OPTARE

### MIDIBUS

25, 29, 33 Seater	87-		32-854-0	⊕	X5824875		32-165-0	⊕	X5925222	MCW Design Chassis
-------------------	-----	--	----------	---	----------	--	----------	---	----------	--------------------

## SCANIA



BR86, BR112, BR116		⊕	40-870-1	⊕	410554	⊕	40-870-0 (1)	⊕	409707	(1) 4 Per Axle
CR112		⊕	40-870-1	⊕	410554	⊕	40-870-0 (1)	⊕	409707	(1) 4 Per Axle
K112 4x2			50-A33-0	⊕	429163		40-A22-0	⊕	415849	
K112TL 6x2 (High Decker)			50-A69-0	⊕	426218		40-A59-0 (1)	⊕	426219	(1) 4 Per Axle
							40-A71-0	⊕	421280	Trailing Axle














					O.E. REF				O.E. REF	
K112 (High Structure)			50-A34-0	⊥	470264		50-A59-0 (1)	⊥	429162	(1) 4 Per Axle

## SCANIA



















K113CLA 4x2			50-B93-0	⊙	470266		40-A75-0 (1)	⊥	470268	(1) 4 Per Axle
K113TLA 6x2							40-B83-0 (1)	⊥	470267	(1) 4 Per Axle
K113TL 6x2 (High Decker)			50-A69-0	⊥	426218		40-A59-0 (1)	⊙	426219	(1) 4 Per Axle
							40-A71-0	⊙	421280	Trailing Axle
K113CLB 4x2			50-B59-0	⊥	475915		40-B83-0 (2)	⊥	470267	(1) Heavy Duty
			50-B54-0 (1)	⊥	488823		40-A75-0 (1)	⊥	470268	(2) 4 Per Axle
K124			50-B69-0	⊙	483550		40-B78-0	⊥	483551	
L94	-Ch		50-B69-0	⊙	483550		40-A75-0 (1)	⊥	470268	-Ch1829819 (1) 4 Per Axle
L94	-Ch		50-C52-0	⊥	488274		40-A75-0 (1)	⊥	470268	-Ch1829819 AMA780 Front Axle (1) 4 Per Axle
L94	Ch-		50-B69-0	⊙	483550		40-B78-0 (1)	⊥	483551	Ch1829820- (1) 4 Per Axle
L94	Ch-		50-C52-0	⊥	488274		40-B78-0 (1)	⊥	483551	Ch1829820- AMA780 Front Axle (1) 4 Per Axle

## VOLVO

B6A		≡	40-B84-0	⊙	3039243	≡	40-C21-0	⊙	3039244	
B600, B700 Series			40-A18-0	⊙	362960		40-A18-0	⊙	362960	
B9M	79-	≡	50-819-0	⊙	1134748	≡	40-748-1 (1)	⊙	1134749	(1) 4 Per Axle
B10B		≡	40-B34-0 (1)	⊙	3037213	≡	40-B35-0 (1)	⊙	3036162	(1) 4 Per Axle
B10M Bus	79	≡	50-819-0	⊙	1134748	≡	40-748-1 (1)	⊙	1134749	(1) 4 Per Axle
B10M Bus	80-Ch	≡	50-819-0 (1)	⊙	1134748	≡	40-748-1 (1)	⊙	1134749	-Ch.20000 With Rigid 3rd Axle (1) 4 Per Axle
B10M Bus	80-Ch	≡	50-819-0 (1)	⊙	1134748	≡	50-819-0 (1)	⊙	1134748	-Ch.20000 With Steered 3rd Axle (1) 4 Per Axle
B10M Bus	Ch.20001-	≡	32-155-0 (1)	⊙	3031623	≡	32-321-1 (1)	⊙	3031626	(1) 4 Per Axle

					O.E. REF				O.E. REF	
B10M Bus	Ch.20001-		40-B72-0 (1)		3027113		32-321-1 (1)		3031626	Kneeling Front Axle (1) 4 Per Axle

## VOLVO

B10M Coach	79-		50-819-0		1134748		50-A85-0 (1)		1136644	(1) 4 Per Axle
B12	Ch.5000-		40-B34-0 (1)		3037213		40-B35-0 (1)		3036162	(1) 4 Per Axle
B57			40-A18-0		362960					
B58	-Ch.12970		40-A18-0		362960					
B58			50-A46-0		1130538		50-A47-0 (1)		1190741	(1) 4 Per Axle
C10M	84-						40-748-1 (1)		1134749	(1) 4 Per Axle



BOGE



O.E. REF

OPEN

CLOSED

FITTINGS

i

# BPW

LL, SL			50-897-2	o	02.3722.14.00	495	325	24 x 55
O Series 6-10 Ton			40-804-2	o	02.3702.10.00	800	480	24 x 55
O, OM, ON, ONM, ONT, OT		≡	50-280-7	o	02.3702.18.00	800	475	24 x 55
O, OM, OT 6.5-13 Ton		≡	50-897-0	o	02.3702.19.00	495	325	24 x 55
O, OM, OT 6.5-13 Ton		≡	40-791-1	o	02.3702.51.00	700	430	24 x 55
O, OM, OT 6.5-13 Ton		≡	50-897-0	o	02.3702.52.00	495	325	24 x 55
O, OM, OT 6-13 Ton		≡	40-896-0	o	02.3702.20.00	696	426	24 x 55
O, ON, ONT 3.6-5.5 Ton			40-650-0	o	02.3702.14.00	676	406	20 x 55
OM 6.5-13 Ton		≡	50-878-2	o	02.3702.70.00	432	292	24 x 55
OM, ON, ONM, ONT, OT			40-898-0	o	02.3702.67.00	761	468	24 x 55
OM, OT 6.5-13 Ton		≡	50-280-9	o	02.3702.60.00	800	475	24 x 55
OM, SL 6.5-13 Ton		≡	50-927-0	o	02.3702.92.00	540	350	24 x 55
ZZO, OM, ONT, OT			50-897-2	o	02.3722.14.00	495	325	24 x 55
Steering Damper		⊕	50-565-0	o	02.3702.11.00	785	480	24 x 55

# CRANE FRUEHAUF

TA Standard, Low & Ultra Low Models	83-91		35-603-0	o	UJC0020	446	316	20 x 45
-------------------------------------	-------	--	----------	---	---------	-----	-----	---------

# DUNLOP

Flexilink			35-217-0	+	PNP-30452-0200	459	294	9/16" UNF
Flexolink 8.35 & 11 Ton			35-600-0	o	PNP-31066-0200	439	309	22 x 49
Pneuride			32-099-0	+	ICM3357/1,2,3	626	366	M14

# GIGANT

		≡	32-044-0	o	196107	503	328	24 x 55
		≡	40-887-0	o	196111	502	327	24 x 55



BOGE



O.E. REF

OPEN

CLOSED

FITTINGS

i

## HENDRICKSON

Tandem Rubber Suspension MK V, VI

35-330-0



NM3019

725

435

22 x 50

## NEWAY SUSPENSION

AR45-6

35-522-0



90044162

428

293

19 x 44

AR70, 75, 120, 125

35-523-0



90044001

616

387

19 x 44

AR75

35-523-0



90044626

616

387

19 x 44

AR75, ARD124, 238, 244

35-520-0



90044025

738

448

19 x 44

AR90

35-521-0



90044089

543

354

19 x 44

AR95

35-520-0



90044625

738

448

19 x 44

AR120US, 125US, 165US

35-523-0



90044001

616

387

19 x 44

## MERITOR (R.O.R.)

Flexair 041

3/87-11/87

50-929-0



21215607

424

297

20 x 62

Flexair 041

11/87-

50-878-0



21215742

427

294

20 x 62

Flexair 131, 134

50-878-0



21215751

427

294

20 x 62

FL510, 520, 524, 530

50-929-0



21221306

424

297

20 x 62

FL9000, 9000L

35-605-0



21222271

428

295

24 x 58

FL11000

-4/93

50-307-5



21216058

475

315

24 x 62

FL11000, 11000L

4/93-

35-605-0



21222271

428

295

24 x 58

Indair

50-307-5



21224034

475

315

24 x 62

## SAF

AR112, 113



40-694-0



2.376.0009.00

513

313

20 x 50

AR200



40-685-0



2.376.0017.00

619

384

20 x 44

AR221



40-686-1



2.376.0016.00

717

432

20 x 44

AR313, 314, 414



32-D74-0



2.376.0002.00

635

385

19 x 44

AR413

40-906-0



2.376.0010.01

475

315

20 x 62

AR414



40-685-0



2.376.0003.00

619

384

20 x 44



BOGE



O.E. REF

OPEN

CLOSED

FITTINGS

i

# SAF

EM311, 411, EO314, 414			50-897-3	o o	2.376.0026.00	495	325	24 x 55	
LF Axle			50-917-0	o o	2.376.0020.00	560	360	20 x 62	
LF Axle			32-995-1	o o	2.376.0018.00	475	310	20 x 62	
LF Axle			40-906-0	o o	2.376.0010.02	475	315	20 x 62	
LF Axle			50-307-5	o o	2.376.0010.00	475	315	24 x 62	
Steering Damper		⊕	50-562-2	o o	2.376.1005.00	655	415	24 x 55	

# SCHMITZ

			40-887-1	o o	20044	495	325	24 x 55	
			40-762-1	o o	28363	501	331	24 x 55	

# TOUGHLINE

Lynx Suspension			50-929-0	o o	12740	424	297	20 x 62	
-----------------	--	--	----------	-----	-------	-----	-----	---------	--

# TRAILOR

L200TEM, L2000TEM	75-84	≡	40-906-0	o o	6503123L	475	315	20 x 62	Under 7300kg
L200TEM, L2000TEM	75-84	≡	50-307-5	o o	6503608P	475	315	24 x 62	Over 7300kg
L200 LUN, MD, TEM	86-	≡	32-995-1	o o	6504638G	475	310	20 x 62	Under 7300kg
L200 LUN, MD, TEM	88-		40-880-1	o o	6505245X	515	340	20 x 55	
N400, N400TEM	75-84	≡	40-906-0	o o	6503123L	475	315	20 x 62	Under 7300kg
N400, N400TEM	75-84	≡	50-307-5	o o	6503608P	475	315	24 x 62	Over 7300kg
N400, N400LUM, TEM	88-		40-880-1	o o	6505245X	515	340	20 x 55	



BOGE



O.E. REF

OPEN

CLOSED

FITTINGS

i

# WEWELER

Flexair 041	3/87-11/87		50-929-0	o o o	21215607	424	297	20 x 62
Flexair 041	11/87-		50-878-0	o o o	21215742	427	294	20 x 62
Flexair 131, 134			50-878-0	o o o	21215751	427	294	20 x 62
FL510, 520, 524, 530			50-929-0	o o o	21221306	424	297	20 x 62
FL9000, 9000L			35-605-0	o o o	21222271	428	295	24 x 58
FL11000	-4/93		50-307-5	o o o	21216058	475	315	24 x 62
FL11000, 11000L	4/93-		35-605-0	o o o	21222271	428	295	24 x 58
Indair			50-307-5	o o o	21224034	475	315	24 x 62

# YORK

Airpoise		≡	35-331-0	o o o	Y734020	640	386	19 x 44
Tecair HT/HTE		≡	35-600-0	o o o	Y506246	439	309	22 x 49
			35-602-0	↑ ↓	Y507172	437	307	22 x 49/XPIN
Tecair HT/HTE Heavy Weight		≡	50-913-1	↑ ↓	Y506717/01	442	307	24 x 58/XPIN



# ORIGINAL EQUIPMENT CROSS REFERENCE

MAN		MCW		MERCEDES BENZ		MERCEDES BENZ		MERCEDES BENZ		RVI	
81.43701.6605	50-A77-0	X5810292	50-928-0	004 323 67 00	40-A04-0	006 323 22 00	30-A83-0	942 890 52 19	27-D18-0	349203-00	35-400-0
81.43701.6610	40-A41-0	X5810852	50-800-0	004 323 71 00	32-B37-0	006 323 28 00	32-172-0	942 890 53 19	30-B61-0	35405200	35-404-0
81.43701.6612	40-848-0	X5810861	50-809-0	004 323 87 00	32-B61-0	006 323 30 00	32-B35-0	946 326 00 00	50-B57-0	35405400	35-406-0
81.43701.6620	50-873-1	X5811115	50-800-1	004 323 99 00	40-B17-0	006 323 33 00	40-B41-0	970 317 17 03	27-D78-0	37510807	35-401-0
81.43701.6621	50-A70-0	X5824875	32-854-0	004 326 02 00	40-B69-0	006 323 35 00	30-A76-0	970 317 18 03	27-D87-0	375110-00	35-402-0
81.43701.6622	40-A81-0	X5925222	32-165-0	004 326 06 00	32-B62-0	006 323 42 00	40-A58-0	970 317 32 03	27-D76-0	500 790 689	50-307-5
81.43701.6630	32-312-0			004 326 07 00	32-A53-0	006 323 44 00	30-A80-0	970 317 44 03	32-G27-0		
81.43701.6632	40-B58-0	<b>MERCEDES BENZ</b>		004 326 13 00	40-A13-0	006 323 51 00	40-B73-0	970 317 45 03	32-G28-0	<b>SAF</b>	
81.43701.6633	40-848-1			004 326 43 00	40-783-1	006 323 54 00	40-B88-0	970 317 46 03	32-G26-0		
81.43701.6634	50-873-2	000 891 08 05	27-A95-0	004 326 65 00	40-910-0	006 323 83 00	40-B43-0	970 323 00 00	32-D76-0	2.376 0010.00	50-307-5
81.43701.6641	32-B69-0	000 891 18 05	27-D47-0	004 326 67 00	30-A61-0	006 326 05 00	40-B42-0	970 326 00 00	32-D77-0	2.376.0002.00	32-D74-0
81.43701.6658	50-B29-0	000 891 20 02	27-081-0	004 326 70 00	40-A25-0	314 323 06 00	32-545-3	974 323 06 00	32-D75-0	2.376.0003.00	40-685-0
81.43701.6665	32-F60-0	000 891 22 05	27-057-1	005 323 09 00	32-A52-0	314 323 08 00	32-085-0	974 326 04 00	50-B42-0	2.376.0009.00	40-694-0
81.43701.6699	32-153-0	002 326 92 00	50-A22-0	005 323 17 00	40-B85-0	318 323 04 00	32-B31-0			2.376.0010.01	40-906-0
81.43701.6706	40-A89-0	003 323 19 00	32-B36-0	005 323 18 00	40-A26-0	318 326 05 00	40-A36-0	<b>MERITOR (R.O.R.)</b>		2.376.0010.02	40-906-0
81.43701.6716	50-B76-0	003 323 55 00	32-978-4	005 323 41 00	40-A43-0	385 326 00 00	40-A48-0			2.376.0016.00	40-686-1
81.43701.6721	50-C25-0	003 323 57 00	40-A06-0	005 323 54 00	40-C34-0	387 326 01 00	40-A53-0	21215607	50-929-0	2.376.0017.00	40-685-0
81.43701.6751	40-A24-0	003 323 59 00	32-B78-0	005 323 60 00	40-B82-0	387 326 03 00	40-A54-0	21215742	50-878-0	2.376.0018.00	32-995-1
81.43701.6767	50-B75-0	003 323 68 00	40-A05-0	005 323 61 00	40-A90-0	387 890 13 19	32-B47-0	21215751	50-878-0	2.376.0020.00	50-917-0
81.43701.6781	32-B68-0	003 323 98 00	40-B67-0	005 323 69 00	40-C09-0	645 326 00 00	50-A29-0	21216058	50-307-5	2.376.0026.00	50-897-3
81.43701.6782	40-A80-0	003 326 11 00	50-A45-0	005 323 91 00	40-B44-0	646 326 00 00	50-A28-0	21221306	50-929-0	2.376.1005.00	50-562-2
81.43701.6783	30-B62-0	003 326 25 00	50-A24-0	005 323 95 00	40-B39-0	652 320 00 31	50-A25-0	21222271	35-605-0		
81.43701.6784	40-C03-0	003 326 30 00	50-A23-0	005 323 96 00	40-B40-0	658 320 00 31	40-B94-0	21224034	50-307-5	<b>SCANIA</b>	
81.43701.6789	32-C24-0	003 326 44 00	40-772-0	005 323 97 00	40-B48-0	673 317 02 03	27-341-0				
81.43701.6790	50-B49-0	003 326 47 00	40-769-0	005 326 09 00	50-B36-0	673 323 00 00	32-149-0	<b>NEWAY SUSPENSION</b>		1110588	40-A17-0
81.43701.6793	40-A92-0	003 326 51 00	40-779-0	005 326 10 00	40-B37-0	673 326 13 00	32-156-0			1110589	40-A16-0
81.43701.6794	40-B46-0	003 326 74 00	50-A19-0	005 326 11 00	50-B40-0	674 326 14 00	40-A74-0	90044001	35-523-0	1111056	50-A32-0
81.43701.6795	50-C20-0	003 326 92 00	40-774-0	005 326 12 00	50-B38-0	675 323 06 00	40-A02-0	90044025	35-520-0	1309129	40-A49-0
81.43701.6798	40-B23-0	003 326 95 00	50-A02-0	005 326 16 00	40-B19-0	675 326 05 00	50-A26-0	90044089	35-521-0	1314479	40-C36-0
81.43701.6804	32-D96-0	003 326 96 00	50-379-0	005 326 20 00	50-A21-0	940 890 10 19	27-E58-0	90044162	35-522-0	1315959	40-A30-0
81.43701.6808	40-B60-0	003 326 98 00	50-A66-0	005 326 25 00	50-B39-0	942 890 02 19	27-D19-0	90044625	35-520-0	1323476	35-813-0
81.43701.6827	50-A89-0	004 323 44 00	40-668-9	005 326 33 00	40-B47-0	942 890 05 19	27-E68-A	90044626	35-523-0	1327211	50-A36-0
81.43701.6837	50-B90-0	004 323 45 00	40-724-0	005 326 45 00	50-840-0	942 890 28 19	27-D91-0			1331755	50-C35-0
81.43701.6841	40-B59-0	004 323 46 00	40-A03-0	005 326 60 00	50-B37-0	942 890 29 19	30-A72-0	<b>OPTARE</b>		1340252	40-A15-0
81.43701.6866	50-B48-0	004 323 47 00	40-A42-0	005 326 71 00	40-C14-0	942 890 31 19	27-D71-0			1348117	27-A90-0
81.43701.6888	40-B76-0	004 323 55 00	32-049-0	006 323 09 00	40-A12-0	942 890 36 19	27-D88-0	X5824875	32-854-0	1348118	27-A90-1
85.41722.6001	27-A72-0	004 323 64 00	40-708-0	006 323 16 00	40-B38-0	942 890 47 19	36-A70-0	X5925222	32-165-0	1349840	27-C33-0

# ORIGINAL EQUIPMENT CROSS REFERENCE

SCANIA		SEDDON ATKINSON		VOLVO				
1353105	40-B24-0	3300037R1	40-876-1	1629482	50-A38-0			
1363120	27-C37-0	3300047R1	40-875-0	1629483	50-A82-0			
1370267	40-B27-0			1629484	50-B31-0			
1371448	40-B25-0	<b>TOUGHLINE</b>		3027113	40-B72-0			
1377056	50-B27-0			3031623	32-155-0			
1380425	50-B28-0	12740	50-929-0	3031626	32-321-1			
1382829	27-C35-0			3036162	40-B35-0			
1388416	50-C13-0	<b>TRAILOR</b>		3037213	40-B34-0			
1388417	40-B26-0			3039243	40-B84-0			
216977	35-513-0	6503123L	40-906-0	3039244	40-C21-0			
279927	35-611-0	6503608P	50-307-5	362960	40-A18-0			
367242	32-B55-0	6504638G	32-995-1	3987595	40-B64-0			
409707	40-870-0	6505245X	40-880-1	3987958	40-B28-0			
410554	40-870-1			3987960	40-A79-0			
415849	40-A22-0	<b>VOLVO</b>		3987961	40-B29-0			
421280	40-A71-0			6794746	50-C37-0			
426218	50-A69-0	1130538	50-A46-0					
426219	40-A59-0	1134748	50-819-0	<b>WEWELER</b>				
429162	50-A59-0	1134749	40-748-1	21215607	50-929-0			
429163	50-A33-0	1136644	50-A85-0	21215742	50-878-0			
470264	50-A34-0	1190741	50-A47-0	21215751	50-878-0			
470266	50-B93-0	1591501	40-A08-0	21216058	50-307-5			
470267	40-B83-0	1591737	32-928-0	21221306	50-929-0			
470268	40-A75-0	1598105	50-A75-0	21222271	35-605-0			
475915	50-B59-0	1598106	50-B21-0	21224034	50-307-5			
483550	50-B69-0	1605163	50-B20-0					
483551	40-B78-0	1608888	32-888-2	<b>YORK</b>				
488274	50-C52-0	1609001	40-818-0	Y506246	35-600-0			
488823	50-B54-0	1609002	40-818-1	Y506717/01	50-913-1			
		1609005	50-B22-0	Y507172	35-602-0			
		1610919	40-A33-0	Y734020	35-331-0			
		1610920	40-886-0					
		1613248	32-D60-0					
		1629405	50-B32-0					
		1629476	50-B52-0					
		1629477	50-B30-0					
		1629478	32-B18-0					
<b>SCHMITZ</b>								
20044	40-887-1							
28363	40-762-1							

# NUMERICAL LISTING

27-057-1	MERCEDES	30-A84-0	IVECO	32-B36-0	MERCEDES	35-205-0	BEDFORD	35-825-1	BEDFORD/DAF
27-081-0	MERCEDES	30-A85-0	IVECO	32-B37-0	MERCEDES	35-208-0	BEDFORD	35-826-0	DAF
27-341-0	MERCEDES	30-A86-0	IVECO	32-B42-0	MAN	35-212-0	BEDFORD	35-923-0	DAF
27-A72-0	MAN	30-A87-0	IVECO	32-B44-0	MAN	35-217-0	BEDFORD/DUNLOP	35-925-0	DAF
27-A73-0	IVECO	30-B61-0	MERCEDES	32-B45-0	MAN	35-300-0	DAF	35-926-0	DAF
27-A90-0	SCANIA	30-B62-0	MAN	32-B47-0	MERCEDES	35-302-0	DAF	36-A70-0	MERCEDES
27-A90-1	SCANIA	32-044-0	GIGANT	32-B51-0	IVECO	35-304-0	DAF	40-650-0	BPW
27-A95-0	MERCEDES	32-049-0	MERCEDES	32-B55-0	SCANIA	35-305-0	DAF	40-668-9	MERCEDES
27-A97-0	MAN	32-085-0	MERCEDES	32-B61-0	MERCEDES	35-308-0	DAF	40-685-0	SAF
27-A98-0	MAN	32-099-0	DUNLOP	32-B62-0	MERCEDES	35-309-0	DAF	40-686-1	SAF
27-B04-0	MAN	32-149-0	MERCEDES	32-B67-A	MAN	35-310-0	DAF/DENNIS/FODEN	40-694-0	SAF
27-B09-0	MAN	32-153-0	MAN	32-B68-0	MAN	35-311-0	DAF	40-708-0	MERCEDES
27-B58-0	ERF	32-155-0	VOLVO	32-B69-0	MAN	35-312-0	DAF	40-724-0	MERCEDES
27-B59-0	ERF	32-156-0	MERCEDES	32-B78-0	MERCEDES	35-320-0	SEDDON ATKINSON	40-748-1	VOLVO
27-B60-0	ERF	32-165-0	MCW/OPTARE	32-C24-0	MAN	35-330-0	HEND/IVECO/SEDDON	40-762-1	SCHMITZ
27-B61-0	ERF	32-172-0	MERCEDES	32-D60-0	VOLVO	35-331-0	YORK	40-769-0	MERCEDES
27-C32-0	MAN	32-254-0	IVECO	32-D74-0	SAF	35-332-0	DAF	40-772-0	MERCEDES
27-C33-0	SCANIA	32-312-0	MAN	32-D75-0	MERCEDES	35-333-0	DAF	40-774-0	MERCEDES
27-C35-0	SCANIA	32-321-1	VOLVO	32-D76-0	MERCEDES	35-400-0	RVI	40-779-0	MERCEDES
27-C37-0	SCANIA	32-345-0	ERF	32-D77-0	MERCEDES	35-401-0	RVI	40-783-1	MERCEDES
27-D18-0	MERCEDES	32-542-2	BEDFORD/DAF	32-D96-0	MAN	35-402-0	RVI	40-791-1	BPW
27-D19-0	MERCEDES	32-545-3	MERCEDES	32-E11-0	IVECO	35-404-0	RVI	40-796-3	MAN
27-D47-0	MERCEDES	32-649-0	IVECO	32-E91-0	IVECO	35-406-0	RVI	40-804-2	BPW
27-D71-0	MERCEDES	32-756-0	MAN	32-F60-0	MAN	35-506-0	BED/DAF/SEDDON	40-818-0	VOLVO
27-D75-0	IVECO	32-854-0	MCW/OPTARE	32-G26-0	MERCEDES	35-510-0	DENNIS/FODEN	40-818-1	VOLVO
27-D76-0	MERCEDES	32-879-0	MAN	32-G27-0	MERCEDES	35-511-0	DENNIS	40-825-0	DAF
27-D78-0	MERCEDES	32-888-2	VOLVO	32-G28-0	MERCEDES	35-512-0	DENNIS	40-827-0	MAN
27-D87-0	MERCEDES	32-928-0	VOLVO	35-100-0	IVECO	35-513-0	SCANIA	40-841-0	DAF
27-D88-0	MERCEDES	32-978-4	MERCEDES	35-102-0	IVECO	35-520-0	NEWAY SUSPENSION	40-848-0	MAN
27-D91-0	MERCEDES	32-995-1	SAF/TRAILOR	35-103-0	IVECO	35-521-0	NEWAY SUSPENSION	40-848-1	MAN
27-D93-0	IVECO	32-A52-0	MERCEDES	35-104-0	IVECO	35-522-0	NEWAY SUSPENSION	40-868-0	BOVA/KASSBOHRER
27-E58-0	MERCEDES	32-A53-0	MERCEDES	35-107-0	BED/DEN/FOD/IVECO	35-523-0	NEWAY SUSPENSION	40-869-0	DAF
27-E68-A	MERCEDES	32-B18-0	VOLVO	35-108-0	IVECO	35-600-0	DUNLOP/YORK	40-870-0	SCANIA
27-F18-A	MAN	32-B19-0	MAN	35-111-0	IVECO	35-602-0	YORK	40-870-1	BOVA/SCANIA
30-A61-0	MERCEDES	32-B21-0	MAN	35-112-0	IVECO	35-603-0	CRANE FRUEHAUF	40-871-0	SEDDON ATKINSON
30-A72-0	MERCEDES	32-B23-0	IVECO	35-113-0	IVECO	35-605-0	MERITOR/WEWELER	40-875-0	SEDDON ATKINSON
30-A76-0	MERCEDES	32-B30-0	MAN	35-114-0	IVECO	35-611-0	SCANIA	40-876-1	SEDDON ATKINSON
30-A80-0	MERCEDES	32-B31-0	MERCEDES	35-202-0	BEDFORD	35-612-0	FODEN	40-880-1	TRAILOR
30-A83-0	MERCEDES	32-B35-0	MERCEDES	35-204-0	BEDFORD	35-813-0	SCANIA	40-886-0	VOLVO

# NUMERICAL LISTING

40-887-0	GIGANT	40-A49-0	SCANIA	40-B41-0	MERCEDES	50-280-7	BPW	50-933-0	ERF
40-887-1	SCHMITZ	40-A52-0	MAN	40-B42-0	MERCEDES	50-280-9	BPW	50-934-0	ERF
40-896-0	BPW	40-A53-0	MERCEDES	40-B43-0	MERCEDES	50-306-1	MAN	50-941-0	ERF
40-898-0	BPW	40-A54-0	MERCEDES	40-B44-0	MERCEDES	50-307-5	MER/RVI/SAF/TRA/WE	50-947-0	KASSBOHRER
40-901-0	ERF	40-A58-0	MERCEDES	40-B45-0	MAN	50-321-0	DAF	50-955-0	ERF
40-901-2	ERF	40-A59-0	SCANIA	40-B46-0	MAN	50-328-0	DAF	50-967-0	ERF
40-901-3	ERF	40-A61-0	IVECO	40-B47-0	MERCEDES	50-329-1	DAF	50-A02-0	MERCEDES
40-902-0	ERF	40-A62-0	IVECO	40-B48-0	MERCEDES	50-332-0	DAF	50-A06-0	DAF
40-902-2	ERF	40-A64-0	IVECO	40-B49-0	IVECO	50-334-0	DAF	50-A07-0	DAF
40-902-3	ERF	40-A66-0	IVECO	40-B52-0	IVECO	50-337-0	MAN	50-A13-0	KASSBOHRER
40-906-0	SAF/TRAILOR	40-A69-0	IVECO	40-B53-0	IVECO	50-338-0	MAN	50-A14-0	MAN
40-910-0	MERCEDES	40-A70-0	IVECO	40-B55-0	IVECO	50-338-2	MAN	50-A15-0	MAN
40-912-0	DAF	40-A71-0	SCANIA	40-B56-0	IVECO	50-351-0	DAF	50-A16-0	MAN
40-913-0	DAF	40-A74-0	MERCEDES	40-B57-0	IVECO	50-379-0	MERCEDES	50-A19-0	MERCEDES
40-914-0	DAF	40-A75-0	SCANIA	40-B58-0	MAN	50-393-0	MAN	50-A21-0	MERCEDES
40-948-0	ERF	40-A77-0	MAN	40-B59-0	MAN	50-562-2	SAF	50-A22-0	MERCEDES
40-A02-0	MERCEDES	40-A79-0	VOLVO	40-B60-0	MAN	50-565-0	BPW	50-A23-0	MERCEDES
40-A03-0	MERCEDES	40-A80-0	MAN	40-B64-0	VOLVO	50-595-0	MCW	50-A24-0	MERCEDES
40-A04-0	MERCEDES	40-A81-0	MAN	40-B67-0	MERCEDES	50-800-0	MCW	50-A25-0	MERCEDES
40-A05-0	MERCEDES	40-A89-0	MAN	40-B69-0	MERCEDES	50-800-1	MCW	50-A26-0	MERCEDES
40-A06-0	MERCEDES	40-A90-0	MERCEDES	40-B72-0	VOLVO	50-809-0	MCW	50-A28-0	MERCEDES
40-A08-0	VOLVO	40-A92-0	MAN	40-B73-0	MERCEDES	50-819-0	VOLVO	50-A29-0	MERCEDES
40-A12-0	MERCEDES	40-B17-0	MERCEDES	40-B76-0	MAN	50-840-0	MERCEDES	50-A32-0	SCANIA
40-A13-0	MERCEDES	40-B19-0	MERCEDES	40-B78-0	SCANIA	50-847-0	DAF	50-A33-0	SCANIA
40-A15-0	SCANIA	40-B21-0	IVECO	40-B82-0	MERCEDES	50-858-0	DAF	50-A34-0	SCANIA
40-A16-0	SCANIA	40-B23-0	MAN	40-B83-0	SCANIA	50-873-1	MAN	50-A36-0	SCANIA
40-A17-0	SCANIA	40-B24-0	SCANIA	40-B84-0	VOLVO	50-873-2	MAN	50-A38-0	VOLVO
40-A18-0	VOLVO	40-B25-0	SCANIA	40-B85-0	MERCEDES	50-878-0	MERITOR/WEWELER	50-A42-0	DAF
40-A22-0	SCANIA	40-B26-0	SCANIA	40-B88-0	MERCEDES	50-878-2	BPW	50-A43-0	DAF
40-A24-0	MAN	40-B27-0	SCANIA	40-B94-0	MERCEDES	50-897-0	BPW	50-A44-0	DAF
40-A25-0	MERCEDES	40-B28-0	VOLVO	40-C03-0	MAN	50-897-2	BPW	50-A45-0	MERCEDES
40-A26-0	MERCEDES	40-B29-0	VOLVO	40-C05-0	IVECO	50-897-3	SAF	50-A46-0	VOLVO
40-A30-0	SCANIA	40-B31-0	IVECO	40-C09-0	MERCEDES	50-913-1	YORK	50-A47-0	VOLVO
40-A33-0	VOLVO	40-B34-0	VOLVO	40-C14-0	MERCEDES	50-917-0	SAF	50-A48-0	DAF
40-A36-0	MERCEDES	40-B35-0	VOLVO	40-C21-0	VOLVO	50-919-0	DAF	50-A54-0	MAN
40-A41-0	MAN	40-B37-0	MERCEDES	40-C24-0	IVECO	50-924-0	DAF	50-A59-0	SCANIA
40-A42-0	MERCEDES	40-B38-0	MERCEDES	40-C34-0	MERCEDES	50-927-0	BPW	50-A65-0	IVECO
40-A43-0	MERCEDES	40-B39-0	MERCEDES	40-C36-0	SCANIA	50-928-0	MCW	50-A66-0	MERCEDES
40-A48-0	MERCEDES	40-B40-0	MERCEDES	50-246-4	MAN	50-929-0	MER/TOUGH/WEW	50-A67-0	IVECO

# NUMERICAL LISTING

50-A69-0 SCANIA  
 50-A70-0 MAN  
 50-A71-0 DAF  
 50-A72-0 DAF  
 50-A73-0 DAF  
 50-A74-0 KASSBOHRER  
 50-A75-0 VOLVO  
 50-A77-0 MAN  
 50-A78-0 DAF  
 50-A79-0 DAF  
 50-A82-0 VOLVO  
 50-A85-0 VOLVO  
 50-A89-0 MAN  
 50-B20-0 VOLVO  
 50-B21-0 VOLVO  
 50-B22-0 VOLVO  
 50-B27-0 SCANIA  
 50-B28-0 SCANIA  
 50-B29-0 MAN  
 50-B30-0 VOLVO  
 50-B31-0 VOLVO  
 50-B32-0 VOLVO  
 50-B36-0 MERCEDES  
 50-B37-0 MERCEDES  
 50-B38-0 MERCEDES  
 50-B39-0 MERCEDES  
 50-B40-0 MERCEDES  
 50-B42-0 MERCEDES  
 50-B48-0 MAN  
 50-B49-0 MAN  
 50-B52-0 VOLVO  
 50-B53-0 DAF  
 50-B54-0 SCANIA  
 50-B57-0 MERCEDES  
 50-B59-0 SCANIA  
 50-B69-0 SCANIA  
 50-B73-0 IVECO  
 50-B75-0 MAN

50-B76-0 MAN  
 50-B90-0 MAN  
 50-B93-0 SCANIA  
 50-C13-0 SCANIA  
 50-C14-0 DAF  
 50-C20-0 MAN  
 50-C25-0 MAN  
 50-C35-0 SCANIA  
 50-C37-0 VOLVO  
 50-C52-0 SCANIA

## NEW TO RANGE

27-A72-0	MAN	32-D76-0	MERCEDES	40-B52-0	IVECO	50-A74-0	KASSBOHRER
27-B09-0	MAN	32-D77-0	MERCEDES	40-B53-0	IVECO	50-A75-0	VOLVO
27-C32-0	MAN	32-D96-0	MAN	40-B55-0	IVECO	50-A78-0	DAF
27-C33-0	SCANIA	32-E11-0	IVECO	40-B56-0	IVECO	50-A79-0	DAF
27-C35-0	SCANIA	32-E91-0	IVECO	40-B57-0	IVECO	50-A82-0	VOLVO
27-C37-0	SCANIA	32-F60-0	MAN	40-B59-0	MAN	50-A89-0	MAN
27-D18-0	MERCEDES	32-G26-0	MERCEDES	40-B60-0	MAN	50-B27-0	SCANIA
27-D19-0	MERCEDES	32-G27-0	MERCEDES	40-B64-0	VOLVO	50-B31-0	VOLVO
27-D47-0	MERCEDES	32-G28-0	MERCEDES	40-B69-0	MERCEDES	50-B32-0	VOLVO
27-D71-0	MERCEDES	36-A70-0	MERCEDES	40-B72-0	VOLVO	50-B37-0	MERCEDES
27-D75-0	IVECO	40-650-0	BPW	40-B73-0	MERCEDES	50-B42-0	MERCEDES
27-D76-0	MERCEDES	40-762-1	SCHMITZ	40-B76-0	MAN	50-B48-0	MAN
27-D78-0	MERCEDES	40-779-0	MERCEDES	40-B78-0	SCANIA	50-B49-0	MAN
27-D87-0	MERCEDES	40-783-1	MERCEDES	40-B82-0	MERCEDES	50-B52-0	VOLVO
27-D88-0	MERCEDES	40-818-0	VOLVO	40-B83-0	SCANIA	50-B53-0	DAF
27-D91-0	MERCEDES	40-818-1	VOLVO	40-B84-0	VOLVO	50-B54-0	SCANIA
27-D93-0	IVECO	40-887-0	GIGANT	40-B85-0	MERCEDES	50-B57-0	MERCEDES
27-E58-0	MERCEDES	40-902-2	ERF	40-B88-0	MERCEDES	50-B59-0	SCANIA
27-E68-A	MERCEDES	40-910-0	MERCEDES	40-B94-0	MERCEDES	50-B69-0	SCANIA
27-F18-A	MAN	40-A22-0	SCANIA	40-C03-0	MAN	50-B73-0	IVECO
30-A61-0	MERCEDES	40-A30-0	SCANIA	40-C05-0	IVECO	50-B75-0	MAN
30-A72-0	MERCEDES	40-A42-0	MERCEDES	40-C09-0	MERCEDES	50-B76-0	MAN
30-A76-0	MERCEDES	40-A53-0	MERCEDES	40-C14-0	MERCEDES	50-B90-0	MAN
30-A80-0	MERCEDES	40-A54-0	MERCEDES	40-C21-0	VOLVO	50-B93-0	SCANIA
30-A83-0	MERCEDES	40-A59-0	SCANIA	40-C24-0	IVECO	50-C13-0	SCANIA
30-A84-0	IVECO	40-A71-0	SCANIA	40-C34-0	MERCEDES	50-C14-0	DAF
30-A85-0	IVECO	40-A75-0	SCANIA	40-C36-0	SCANIA	50-C20-0	MAN
30-A86-0	IVECO	40-A79-0	VOLVO	50-328-0	DAF	50-C25-0	MAN
30-A87-0	IVECO	40-A89-0	MAN	50-897-3	SAF	50-C35-0	SCANIA
30-B61-0	MERCEDES	40-B21-0	IVECO	50-919-0	DAF	50-C37-0	VOLVO
30-B62-0	MAN	40-B24-0	SCANIA	50-924-0	DAF	50-C52-0	SCANIA
32-928-0	VOLVO	40-B26-0	SCANIA	50-A13-0	KASSBOHRER		
32-B18-0	VOLVO	40-B28-0	VOLVO	50-A28-0	MERCEDES		
32-B19-0	MAN	40-B29-0	VOLVO	50-A29-0	MERCEDES		
32-B21-0	MAN	40-B40-0	MERCEDES	50-A32-0	SCANIA		
32-B23-0	IVECO	40-B44-0	MERCEDES	50-A33-0	SCANIA		
32-B67-A	MAN	40-B45-0	MAN	50-A38-0	VOLVO		
32-D74-0	SAF	40-B46-0	MAN	50-A45-0	MERCEDES		
32-D75-0	MERCEDES	40-B49-0	IVECO	50-A69-0	SCANIA		

# SUPERSESSIONS

OLD	NEW						
32-144-1	32-172-0						
32-B43-0	32-B42-0						
35-530-0	32-155-0						
35-613-0	32-B51-0						
35-614-0	40-B31-0						
35-863-0	50-A59-0						
35-864-0	50-A34-0						
40-843-0	40-898-0						
40-A47-0	32-888-2						

## DELETED REFERENCES

27-105-4  
27-167-0  
27-644-0  
32-888-1  
32-B39-0  
32-B40-0  
32-B46-0  
35-210-0  
35-303-0  
35-313-0  
35-334-0  
35-407-0  
35-408-0  
35-409-0  
35-604-0  
35-921-0  
40-A63-0  
50-370-0